

CITY OF VAUGHAN

EXTRACT FROM COUNCIL MEETING MINUTES OF JUNE 24, 2014

Item 2, Report No. 3, of the Priorities and Key Initiatives Committee, which was adopted without amendment by the Council of the City of Vaughan on June 24, 2014.

2 GREEN DIRECTIONS VAUGHAN COMMUNITY SUSTAINABILITY AND ENVIRONMENTAL MASTER PLAN IMPLEMENTATION UPDATE

The Priorities and Key Initiatives Committee recommends:

- 1) That the recommendation contained in the following report of the Commissioner of Strategic and Corporate Services and the Manager of Environmental Sustainability, dated June 18, 2014, be approved; and
- 2) That Communication C2, presentation material titled “Green Directions Vaughan, Implementation Update”, dated June 18, 2014, be received.

Recommendation

The Commissioner of Strategic and Corporate Services and the Manager of Environmental Sustainability in consultation with the Senior Management Team recommend:

1. That the presentation outlining progress to date in implementing the actions prescribed in *Green Directions Vaughan* and the associated community sustainability and environmental indicators be received for informational purposes;
2. That a Communications Plan be executed to inform the public of the advances made in implementing *Green Directions Vaughan* in the fifth year of implementation; and
3. That Attachment 3, enclosing the GTA Clean Air Council 2014 Progress Recognition Certificate for the City of Vaughan, which highlights Vaughan's contribution to the Clean Air Council actions and targets, be received for informational purposes further reaffirming the progress and achievements of *Green Directions Vaughan* to date.

Contribution to Sustainability

The City of Vaughan recognizes that the principles of sustainability must be incorporated into our activities. *Green Directions Vaughan* (GDV) the City's Community Sustainability and Environmental Master Plan was designed to establish the principles of sustainability in Vaughan, working to direct the development of other master plans to help achieve a healthy natural environment, vibrant communities and a strong economy now and for the future.

Objective 6.1 of *Green Directions Vaughan*, outlines the commitment “To fully support the implementation of *Green Directions* at all levels of City operations”, and provides under Action 6.1.6 that an annual report to the Environment Committee be prepared on the status of existing programs and accomplishments for the purpose of monitoring the implementation of the plan. With the retirement of the Environment Committee in 2010, all subsequent update reports have been directed to the Priorities and Key Initiatives Committee (PKI). In addition, GDV subsection 4.2 Monitoring and Reporting on Progress notes that indicator reporting should complement the annual status update to inform the community and relevant stakeholders of any changes in the baseline sustainability/environmental indicators. Indicator reporting generates further awareness of the implementation progress, works to celebrate successful project progress, and also identifies areas in need of additional focus, which allows for continuous program improvement and advancement.

CITY OF VAUGHAN

EXTRACT FROM COUNCIL MEETING MINUTES OF JUNE 24, 2014

Item 2, Priorities Report No. 3 – Page 2

Economic Impact

There are no negative economic impacts resulting from the adoption of this report. All activities related to the establishment, tracking and communication of the *Green Directions Vaughan* indicators are supported through existing budget allocations. Staff from various departments are already collecting indicator information relevant to the actions they are working on and are providing that information to the Environmental Sustainability Office. For those indicators that are not being tracked by a specific department, the Environmental Sustainability Office is able to use existing staff time to obtain the relevant indicator information.

Communications Plan

The fifth year of implementation of *Green Directions Vaughan* and the second year of indicator reporting would benefit from a communications plan designed to share the progress and successes of *Green Directions* with the broader community and other associated stakeholders. This is consistent with Goal 5 of *Green Directions Vaughan*, “To be leaders in advocacy and education on sustainability issues”, where “Vaughan is committed to sharing its successes with the community”.

The Environmental Sustainability Office will work directly with Corporate Communications staff on a communications plan to include such tactics as a Public Service Announcement (PSA), social media schedule and website updates to help promote the implementation progress of *Green Directions Vaughan* and to highlight the successes and achievements to date.

Purpose

The purpose of this report is to provide the Priorities and Key Initiatives Committee with an update on the implementation of *Green Directions Vaughan* including reporting of 24 baseline indicators, and external recognition for actions achieved through the implementation progress of *Green Directions Vaughan*.

Background - Analysis and Options

Background

In April 2009 Council approved *Green Directions Vaughan*, the City's Community Sustainability and Environmental Master Plan. As the City's sustainability plan, *Green Directions Vaughan* contains a set of recommended actions that address the range of municipal responsibilities including both operational and regulatory functions. It also serves as the City's Integrated Community Sustainability Plan (ICSP). The ICSP is a long-term plan designed to guide the community toward a more sustainable future by addressing environmental, cultural, social, and economic issues.

Green Directions establishes a definition of “sustainability”, an “environmental ethic” and a set of “principles” to guide the implementation of the plan. The definition of sustainability reflects the breadth of municipal responsibilities, where, “Sustainability means we make decisions and take actions that ensure a healthy environment, vibrant communities and economic vitality for current and future generations.”

The plan identifies six categories that classify Vaughan's functions. These are further broken down into goals, objectives and a series of actions, which describe how each of the goals can be achieved. The categories and goals include:

What We Use:

Goal 1: To significantly reduce our use of natural resources and the amount of waste we generate.

CITY OF VAUGHAN

EXTRACT FROM COUNCIL MEETING MINUTES OF JUNE 24, 2014

Item 2, Priorities Report No. 3 – Page 3

How and Where we Grow:

Goal 2: To ensure sustainable development and redevelopment.

How We Get Around:

Goal 3: To ensure that Vaughan is a city that is easy to get around with low environmental impact.

How We Live:

Goal 4: To create a vibrant community where citizens, businesses and visitors thrive.

How we Lead:

Goal 5: To be leaders in advocacy and education on sustainability issues.

How we Operate:

Goal 6: To ensure a supportive system for the implementation of *Green Directions*.

The objectives are more specific statements of the general goals and they describe how the goals will be achieved. Each of the goals has multiple objectives. The actions refer to tasks that need to be undertaken to achieve the prescribed objective. There can be multiple actions attached to each objective. Actions are assigned to a Commission for implementation within a specific timeframe.

On May 25, 2010, a report was received on the implementation of *Green Directions Vaughan* following the first anniversary of its approval. The report highlighted the status of existing programs, key accomplishments, new initiatives and further opportunities for the purposes of monitoring the implementation of the plan. The primary focus of the report was directed to projects that were identified in the 2009-10 timeframe or those that were targeted as “on-going”.

On April 5, 2011, a report was ratified by Council on the implementation of *Green Directions Vaughan* following the second anniversary of its approval. A media release and web based report highlighting specific actions under each of the six goal areas were generated as a result of the report recommendations.

In March 2012, it was reported that over 94% of the 85 actions outlined in *Green Directions Vaughan* had been initiated and 14 of the 44 action items with an established time frame were completed. On November 26, 2012, PKI approved 24 baseline indicators to be reported on annually along with the *Green Directions Vaughan* implementation update. These core indicators were designed to be easily tracked, meaningful to the associated departments responsible for tracking the indicators and compatible with existing benchmarks.

In March 2013, it was reported that 96% of the 85 actions outlined in *Green Directions Vaughan* had been initiated. At that time, all of the actions yet to be initiated were dependent on activities that were already underway and/or had been targeted for the later portion of the implementation timeframe. Six action items with established time frames were fully completed.

Report Format

A significant portion of the success of *Green Directions Vaughan* has depended on the internal operations and functions that support its implementation. In order to monitor the implementation of the plan, action 6.1.6 indicates the City should prepare an annual report addressing, among other things:

- The status of existing programs
- New initiatives
- Accomplishments
- Further opportunities.

CITY OF VAUGHAN

EXTRACT FROM COUNCIL MEETING MINUTES OF JUNE 24, 2014

Item 2, Priorities Report No. 3 – Page 4

Although action 6.1.6 makes reference to new initiatives, this report will focus predominantly on the action items that have been implemented, planned within the initial timeframe of *GDV* or classified as ongoing. In an effort to keep the Community Sustainability and Environmental Master Plan a dynamic and living document, the Environmental Sustainability Office will continue to explore new initiatives and program opportunities with Council particularly as *GDV* comes up for revitalization in 2015.

As of March 2014, 98% of the 85 action items outlined in *Green Directions Vaughan* had been initiated. Sixteen of the action items have been completed and a further 67 of the actions are ongoing as the implementation of *Green Directions* continues to progress. Only two of the 85 action items – items 2.1.2 and 2.1.3 relating to the City's Growth Management Strategy – had not yet been actioned at the time of this report as they are currently scheduled for initiation and implementation starting in 2015.

Attachment No.1 is based on the section within *GDV* that summarizes actions for each action item; the Goals, Objectives, Time Frames and Project Responsibility have been noted. A final column summarizes the update for each action item as of March 2014.

Indicators

In November 2012, Council adopted 24 quantitative indicators to measure the progress and impact of the outcomes of *Green Directions Vaughan*. Tracking core environmental indicators helps the City to measure progress towards achieving a sustainable environment, vibrant community and strong economy, meeting the reporting commitments outlined in Section 4.2 and Appendix C of *Green Directions*. Now in the twilight years of the current *Green Directions Vaughan* Master Plan, the changes noted in the year-over-year tracking of these indicators will work to inform the future iterations of this Master Plan.

The table included in Attachment 2 of this report outlines the indicators and includes a table displaying the progress over the past 3 years of reporting. The 24 indicators monitored align with the strategic framework of the City; correspond to indicators being tracked in the Global City Indicators project; are meaningful to the departments responsible for tracking them; and, are compatible with existing benchmarks.

Noted changes in the progress of several of the indicators in each of the *Green Directions Vaughan* goal areas can be identified:

CITY OF VAUGHAN

EXTRACT FROM COUNCIL MEETING MINUTES OF JUNE 24, 2014

Item 2, Priorities Report No. 3 – Page 5

| GDV Goal | Indicator | Achievement |
|-----------------------------|---|---|
| 1: What we use | Energy Use: Total residential electricity use per capita | 4% decline (2011-2012) 7% decline (2012-2013) |
| 2: How we grow | Sustainable Built Form: Building floor area certified under recognized green building standards | 73% increase (2011-2012) 3% increase (2012-2013) |
| 3: How we get around | Walking and Cycling Paths: Length of walkways and cycling paths | 10 km increase (2012-2013) Total length: 1,149 km |
| 4: How we live | Active Community: Total participant hours in City recreation programs | 14% increase (2011-2012) 7% increase (2012-2013) |
| 5: How we lead | Environmental Engagement: Number of environmentally related public outreach events | 8 events (2011) 9 events (2012) 12 events (2013) *Participant numbers have declined slightly over these years, identifying a need for further efforts to increase community engagement levels. |

One indicator experienced a noticeable decline. The number of stakeholders involved in different community mechanisms (such as community meetings, social media, on-line newsletters and the website etc.) declined from 820,347 in 2012 to 177,204 in 2013. This decline is not due to a lack of engagement but rather due to a refined means of data collection – specifically as it pertains to unique website visits. The transition from the old version of vaughan.ca to the new platform has allowed for a more refined and accurate means of data collection. It can be noted however that during this same time, the social media reach and engagement increased by 1323% between 2012 and 2013.

Vaughan's Contribution to the GTA Clean Air Council

Along with several other regional municipalities, the City of Vaughan is an active member of the Greater Toronto and Hamilton Area Clean Air Council. Established in 2001, the Clean Air Council works collaboratively to develop and implement clean air and climate change mitigation and adaptation actions. Under the guidance of *Green Directions Vaughan* and through its program actions and progress indicators, the City of Vaughan continues to make valuable and positive contributions to the goals, objectives and achievements of the Clean Air Council.

In recognition of Vaughan's contributions and achievements to date, the Clean Air Council recently issued a Certificate of Recognition (Attachment No. 3) to the City of Vaughan, identifying the targets Vaughan has achieved as part of the Inter-Governmental Declaration on Clean Air and Climate Change. The areas of achievement include the following;

- Active Transportation Plan
- Community Action Plan
- Community Action Plan Implementation Progress Report
- Community Gardening Policy
- Corporate Green Development Standard
- Community Green Development Policy
- Community Energy Inventory
- Community Greenhouse Gas Reduction Target
- Green Energy Purchasing

CITY OF VAUGHAN

EXTRACT FROM COUNCIL MEETING MINUTES OF JUNE 24, 2014

Item 2, Priorities Report No. 3 – Page 6

- Green Energy Production
- Green Fleets Plan
- i-Tree Urban Forest Study
- Urban Forestry Plan
- Urban Forest Infestation Management Plan

Relationship to Vaughan Vision 2020/Strategic Plan

This report is consistent with the *Green Directions Vaughan* objective to lead and promote environmental sustainability and implement the Community Sustainability and Environmental Master Plan.

Regional Implications

In 2007, York Region released its Sustainability Strategy, outlining its commitment to creating a sustainable future for the current and future residents of York Region. With the goal to balance a sustainable natural environment and a healthy community with economic vitality, the regional plan aims to inform decision making processes within the region.

Of the nine municipalities in York Region, seven have drafted integrated community sustainability plans and/or sustainability development guidelines. The City of Vaughan was one of the first of these municipalities to draft and release an established plan with *Green Directions Vaughan*. The continued progress and communication of the achievements and successes of this plan will work to establish the City of Vaughan as an environmental leader within the region.

Additionally the City, under the guidance of *Green Directions* and through its program progress, continues to contribute positively as a member of the Greater Toronto and Hamilton Area Clean Air Council. Working collaboratively with partner municipalities across the Region, the City's actions under *Green Directions Vaughan* work to help advance regional clean air and climate change solutions.

Conclusion

Continuing to promote the principles of sustainability in Vaughan, the implementation phase of *Green Directions Vaughan*, the City of Vaughan's Community Sustainability and Environmental Master Plan continued throughout 2013. A number of the major initiatives as outlined in the plan have progressed significantly as is to be expected during these latter stages of the implementation process.

To date, 98% of the 85 action items outlined in *Green Directions Vaughan* had been initiated with 16 action items fully completed. Of the remaining action items, 67 are ongoing as the implementation of *Green Directions* continues. As *GDV* moves into the latter stages of implementation, only two of the 85 action items have yet to be initiated but are scheduled for implementation starting in 2015.

The fifth year of reporting qualitatively continued to be complemented by a set of 24 quantitative indicators. These quantitative indicators, approved by Council in November 2012, are working to measure the impact and outcomes of *Green Directions Vaughan* and to highlight successes and identify areas in need of continued focus and improvement. Modest changes in the tracked indicators were noted this reporting year, signifying the ongoing progress and success of *Green Directions Vaughan* actions and programs.

CITY OF VAUGHAN

EXTRACT FROM COUNCIL MEETING MINUTES OF JUNE 24, 2014

Item 2, Priorities Report No. 3 – Page 7

Attachments

1. Green Directions Vaughan
Community Sustainability and Environmental Master Plan
Implementation Update
March 2014
2. Green Directions Vaughan Indicators
3. GTA Clean Air Council 2014 Progress Report and Recognition Certificate for the City of
Vaughan


Report prepared by:

Chris Wolnik, Manager of Environmental Sustainability, ext. 8633
Tracy Wright, Sustainability Coordinator, ext. 8426

(A copy of the attachments referred to in the foregoing have been forwarded to each Member of Council and a copy thereof is also on file in the office of the City Clerk.)

Green Directions Vaughan **Implementation Update**

Presentation to Priorities and Key Initiatives
Committee – June 18, 2014




Presentation Outline

- Background
- Implementation Update
 - Progress of implementing actions
 - Indicators trend analysis
- External recognition
- Summary










2






Background

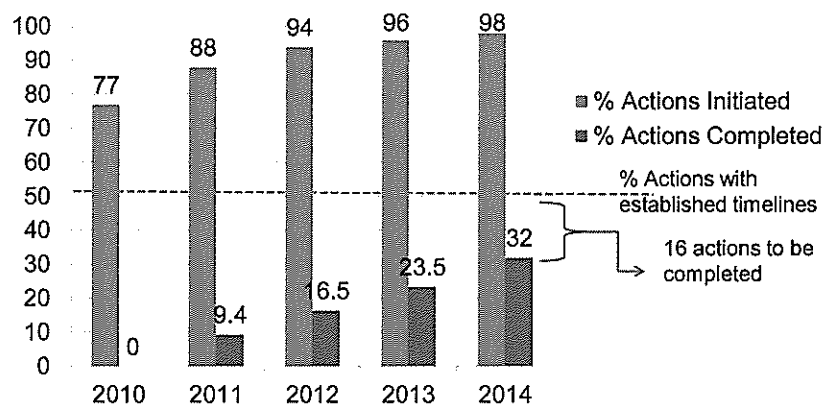
| | | |
|---------------------|---|--|
| What We use |  | Goal 1: To significantly reduce our use of natural resources and the amount of waste we generate |
| How & Where We Grow |  | Goal 2: To ensure sustainable development and redevelopment |
| How We get around |  | Goal 3: To ensure that Vaughan is a city that is easy to get around with a low environmental impact |
| How We live |  | Goal 4: To create a vibrant community where citizens, business and visitors thrive |
| How We lead |  | Goal 5: To be leaders in advocacy and education on sustainability issues |
| How We operate |  | Goal 6: To ensure a supportive system for the implementation of the Community Sustainability and Environmental Master Plan |



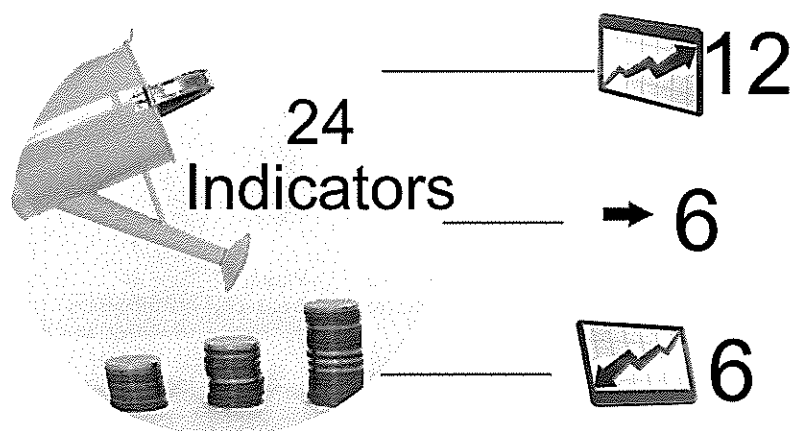
4



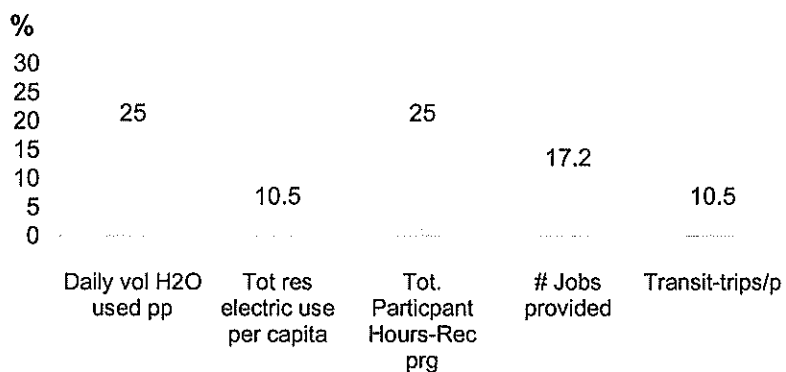
Implementation Update-Progress



Indicator Trend Analysis -2011-13

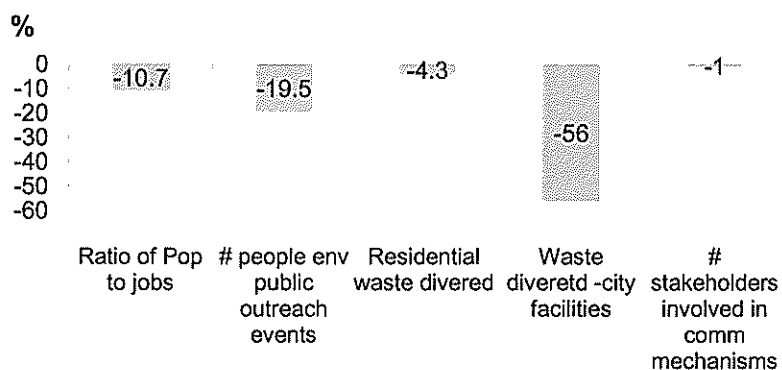


Select indicators -2011-2013 – Going in the right direction- Top 5



VAUGHAN

Select indicators -2011-2013 – Need improvement – Top 5




VAUGHAN

External Recognition



- 23 municipalities and health units from across the GTHA established in 2001 to develop and implement clean air and climate change mitigation and adaptation actions
- 24 actions covering areas such as
 - community planning, - greening development
 - energy - air quality
 - policy development - urban forest
 - food sustainability - transportation
 - green economic development
- Vaughan recognized for achieving 14 targets



9



Summary

- 98 % of actions initiated
- Only 16 actions remain to be completed that have established timeframes
- Consider actions on 6 indicators showing poor progress
- As 5th year of implementation begins:
 - determine how best to re-fresh *Green Directions Vaughan*;
 - Outline strategies to communicate successes.



10



PRIORITIES AND KEY INITIATIVES COMMITTEE – JUNE 18, 2014

GREEN DIRECTIONS VAUGHAN COMMUNITY SUSTAINABILITY AND ENVIRONMENTAL MASTER PLAN IMPLEMENTATION UPDATE

Recommendation

The Commissioner of Strategic and Corporate Services and the Manager of Environmental Sustainability in consultation with the Senior Management Team recommend:

1. That the presentation outlining progress to date in implementing the actions prescribed in *Green Directions Vaughan* and the associated community sustainability and environmental indicators be received for informational purposes;
2. That a Communications Plan be executed to inform the public of the advances made in implementing *Green Directions Vaughan* in the fifth year of implementation; and
3. That Attachment 3, enclosing the GTA Clean Air Council 2014 Progress Recognition Certificate for the City of Vaughan, which highlights Vaughan's contribution to the Clean Air Council actions and targets, be received for informational purposes further reaffirming the progress and achievements of *Green Directions Vaughan* to date.

Contribution to Sustainability

The City of Vaughan recognizes that the principles of sustainability must be incorporated into our activities. *Green Directions Vaughan* (GDV) the City's Community Sustainability and Environmental Master Plan was designed to establish the principles of sustainability in Vaughan, working to direct the development of other master plans to help achieve a healthy natural environment, vibrant communities and a strong economy now and for the future.

Objective 6.1 of *Green Directions Vaughan*, outlines the commitment "To fully support the implementation of *Green Directions* at all levels of City operations", and provides under Action 6.1.6 that an annual report to the Environment Committee be prepared on the status of existing programs and accomplishments for the purpose of monitoring the implementation of the plan. With the retirement of the Environment Committee in 2010, all subsequent update reports have been directed to the Priorities and Key Initiatives Committee (PKI). In addition, GDV subsection 4.2 Monitoring and Reporting on Progress notes that indicator reporting should complement the annual status update to inform the community and relevant stakeholders of any changes in the baseline sustainability/environmental indicators. Indicator reporting generates further awareness of the implementation progress, works to celebrate successful project progress, and also identifies areas in need of additional focus, which allows for continuous program improvement and advancement.

Economic Impact

There are no negative economic impacts resulting from the adoption of this report. All activities related to the establishment, tracking and communication of the *Green Directions Vaughan* indicators are supported through existing budget allocations. Staff from various departments are already collecting indicator information relevant to the actions they are working on and are providing that information to the Environmental Sustainability Office. For those indicators that are not being tracked by a specific department, the Environmental Sustainability Office is able to use existing staff time to obtain the relevant indicator information.

Communications Plan

The fifth year of implementation of *Green Directions Vaughan* and the second year of indicator reporting would benefit from a communications plan designed to share the progress and successes of *Green Directions* with the broader community and other associated stakeholders. This is consistent with Goal 5 of *Green Directions Vaughan*, “To be leaders in advocacy and education on sustainability issues”, where “Vaughan is committed to sharing its successes with the community”.

The Environmental Sustainability Office will work directly with Corporate Communications staff on a communications plan to include such tactics as a Public Service Announcement (PSA), social media schedule and website updates to help promote the implementation progress of *Green Directions Vaughan* and to highlight the successes and achievements to date.

Purpose

The purpose of this report is to provide the Priorities and Key Initiatives Committee with an update on the implementation of *Green Directions Vaughan* including reporting of 24 baseline indicators, and external recognition for actions achieved through the implementation progress of *Green Directions Vaughan*.

Background - Analysis and Options

Background

In April 2009 Council approved *Green Directions Vaughan*, the City's Community Sustainability and Environmental Master Plan. As the City's sustainability plan, *Green Directions Vaughan* contains a set of recommended actions that address the range of municipal responsibilities including both operational and regulatory functions. It also serves as the City's Integrated Community Sustainability Plan (ICSP). The ICSP is a long-term plan designed to guide the community toward a more sustainable future by addressing environmental, cultural, social, and economic issues.

Green Directions establishes a definition of “sustainability”, an “environmental ethic” and a set of “principles” to guide the implementation of the plan. The definition of sustainability reflects the breadth of municipal responsibilities, where, “Sustainability means we make decisions and take actions that ensure a healthy environment, vibrant communities and economic vitality for current and future generations.”

The plan identifies six categories that classify Vaughan's functions. These are further broken down into goals, objectives and a series of actions, which describe how each of the goals can be achieved. The categories and goals include:

What We Use:

Goal 1: To significantly reduce our use of natural resources and the amount of waste we generate.

How and Where we Grow:

Goal 2: To ensure sustainable development and redevelopment.

How We Get Around:

Goal 3: To ensure that Vaughan is a city that is easy to get around with low environmental impact.

How We Live:

Goal 4: To create a vibrant community where citizens, businesses and visitors thrive.

How we Lead:

Goal 5: To be leaders in advocacy and education on sustainability issues.

How we Operate:

Goal 6: To ensure a supportive system for the implementation of *Green Directions*.

The objectives are more specific statements of the general goals and they describe how the goals will be achieved. Each of the goals has multiple objectives. The actions refer to tasks that need to be undertaken to achieve the prescribed objective. There can be multiple actions attached to each objective. Actions are assigned to a Commission for implementation within a specific timeframe.

On May 25, 2010, a report was received on the implementation of *Green Directions Vaughan* following the first anniversary of its approval. The report highlighted the status of existing programs, key accomplishments, new initiatives and further opportunities for the purposes of monitoring the implementation of the plan. The primary focus of the report was directed to projects that were identified in the 2009-10 timeframe or those that were targeted as “on-going”.

On April 5, 2011, a report was ratified by Council on the implementation of *Green Directions Vaughan* following the second anniversary of its approval. A media release and web based report highlighting specific actions under each of the six goal areas were generated as a result of the report recommendations.

In March 2012, it was reported that over 94% of the 85 actions outlined in *Green Directions Vaughan* had been initiated and 14 of the 44 action items with an established time frame were completed. On November 26, 2012, PKI approved 24 baseline indicators to be reported on annually along with the *Green Directions Vaughan* implementation update. These core indicators were designed to be easily tracked, meaningful to the associated departments responsible for tracking the indicators and compatible with existing benchmarks.

In March 2013, it was reported that 96% of the 85 actions outlined in *Green Directions Vaughan* had been initiated. At that time, all of the actions yet to be initiated were dependent on activities that were already underway and/or had been targeted for the later portion of the implementation timeframe. Six action items with established time frames were fully completed.

Report Format

A significant portion of the success of *Green Directions Vaughan* has depended on the internal operations and functions that support its implementation. In order to monitor the implementation of the plan, action 6.1.6 indicates the City should prepare an annual report addressing, among other things:

- The status of existing programs
- New initiatives
- Accomplishments
- Further opportunities.

Although action 6.1.6 makes reference to new initiatives, this report will focus predominantly on the action items that have been implemented, planned within the initial timeframe of *GDV* or classified as ongoing. In an effort to keep the Community Sustainability and

Environmental Master Plan a dynamic and living document, the Environmental Sustainability Office will continue to explore new initiatives and program opportunities with Council particularly as *GDV* comes up for revitalization in 2015.

As of March 2014, 98% of the 85 action items outlined in *Green Directions Vaughan* had been initiated. Sixteen of the action items have been completed and a further 67 of the actions are ongoing as the implementation of *Green Directions* continues to progress. Only two of the 85 action items – items 2.1.2 and 2.1.3 relating to the City's Growth Management Strategy – had not yet been actioned at the time of this report as they are currently scheduled for initiation and implementation starting in 2015.

Attachment No.1 is based on the section within *GDV* that summarizes actions for each action item; the Goals, Objectives, Time Frames and Project Responsibility have been noted. A final column summarizes the update for each action item as of March 2014.

Indicators

In November 2012, Council adopted 24 quantitative indicators to measure the progress and impact of the outcomes of *Green Directions Vaughan*. Tracking core environmental indicators helps the City to measure progress towards achieving a sustainable environment, vibrant community and strong economy, meeting the reporting commitments outlined in Section 4.2 and Appendix C of *Green Directions*. Now in the twilight years of the current *Green Directions Vaughan* Master Plan, the changes noted in the year-over-year tracking of these indicators will work to inform the future iterations of this Master Plan.

The table included in Attachment 2 of this report outlines the indicators and includes a table displaying the progress over the past 3 years of reporting. The 24 indicators monitored align with the strategic framework of the City; correspond to indicators being tracked in the Global City Indicators project; are meaningful to the departments responsible for tracking them; and, are compatible with existing benchmarks.

Noted changes in the progress of several of the indicators in each of the *Green Directions Vaughan* goal areas can be identified:

| GDV Goal | Indicator | Achievement |
|-----------------------------|---|---|
| 1: What we use | Energy Use: Total residential electricity use per capita | 4% decline (2011-2012) 7% decline (2012-2013) |
| 2: How we grow | Sustainable Built Form: Building floor area certified under recognized green building standards | 73% increase (2011-2012) 3% increase (2012-2013) |
| 3. How we get around | Walking and Cycling Paths: Length of walkways and cycling paths | 10 km increase (2012-2013) Total length: 1,149 km |
| 4: How we live | Active Community: Total participant hours in City recreation programs | 14% increase (2011-2012) 7% increase (2012-2013) |
| 5: How we lead | Environmental Engagement: Number of environmentally related public outreach events | 8 events (2011) 9 events (2012) 12 events (2013) *Participant numbers have declined slightly over these years, identifying a need for further efforts to increase community engagement levels. |

One indicator experienced a noticeable decline. The number of stakeholders involved in different community mechanisms (such as community meetings, social media, on-line newsletters and the website etc.) declined from 820,347 in 2012 to 177,204 in 2013. This decline is not due to a lack of engagement but rather due to a refined means of data collection – specifically as it pertains to unique website visits. The transition from the old version of vaughan.ca to the new platform has allowed for a more refined and accurate means of data collection. It can be noted however that during this same time, the social media reach and engagement increased by 1323% between 2012 and 2013.

Vaughan's Contribution to the GTA Clean Air Council

Along with several other regional municipalities, the City of Vaughan is an active member of the Greater Toronto and Hamilton Area Clean Air Council. Established in 2001, the Clean Air Council works collaboratively to develop and implement clean air and climate change mitigation and adaptation actions. Under the guidance of *Green Directions Vaughan* and through its program actions and progress indicators, the City of Vaughan continues to make valuable and positive contributions to the goals, objectives and achievements of the Clean Air Council.

In recognition of Vaughan's contributions and achievements to date, the Clean Air Council recently issued a Certificate of Recognition (Attachment No. 3) to the City of Vaughan, identifying the targets Vaughan has achieved as part of the Inter-Governmental Declaration on Clean Air and Climate Change. The areas of achievement include the following;

- Active Transportation Plan
- Community Action Plan
- Community Action Plan Implementation Progress Report
- Community Gardening Policy
- Corporate Green Development Standard
- Community Green Development Policy
- Community Energy Inventory
- Community Greenhouse Gas Reduction Target
- Green Energy Purchasing
- Green Energy Production
- Green Fleets Plan
- i-Tree Urban Forest Study
- Urban Forestry Plan
- Urban Forest Infestation Management Plan

Relationship to Vaughan Vision 2020/Strategic Plan

This report is consistent with the *Green Directions Vaughan* objective to lead and promote environmental sustainability and implement the Community Sustainability and Environmental Master Plan.

Regional Implications

In 2007, York Region released its Sustainability Strategy, outlining its commitment to creating a sustainable future for the current and future residents of York Region. With the goal to balance a sustainable natural environment and a healthy community with economic vitality, the regional plan aims to inform decision making processes within the region.

Of the nine municipalities in York Region, seven have drafted integrated community sustainability plans and/or sustainability development guidelines. The City of Vaughan was one of the first of these municipalities to draft and release an established plan with *Green Directions Vaughan*. The continued progress and communication of the achievements and successes of this plan will work to establish the City of Vaughan as an environmental leader within the region.

Additionally the City, under the guidance of *Green Directions* and through its program progress, continues to contribute positively as a member of the Greater Toronto and Hamilton Area Clean Air Council. Working collaboratively with partner municipalities across the Region, the City's actions under *Green Directions Vaughan* work to help advance regional clean air and climate change solutions.

Conclusion

Continuing to promote the principles of sustainability in Vaughan, the implementation phase of *Green Directions Vaughan*, the City of Vaughan's Community Sustainability and Environmental Master Plan continued throughout 2013. A number of the major initiatives as outlined in the plan have progressed significantly as is to be expected during these latter stages of the implementation process.

To date, 98% of the 85 action items outlined in *Green Directions Vaughan* had been initiated with 16 action items fully completed. Of the remaining action items, 67 are ongoing as the implementation of *Green Directions* continues. As *GDV* moves into the latter stages of implementation, only two of the 85 action items have yet to be initiated but are scheduled for implementation starting in 2015.

The fifth year of reporting qualitatively continued to be complemented by a set of 24 quantitative indicators. These quantitative indicators, approved by Council in November 2012, are working to measure the impact and outcomes of *Green Directions Vaughan* and to highlight successes and identify areas in need of continued focus and improvement. Modest changes in the tracked indicators were noted this reporting year, signifying the ongoing progress and success of *Green Directions Vaughan* actions and programs.

Attachments

1. Green Directions Vaughan
Community Sustainability and Environmental Master Plan
Implementation Update
March 2014
2. Green Directions Vaughan Indicators
3. GTA Clean Air Council 2014 Progress Report and Recognition Certificate for the
City of Vaughan

Report prepared by:

Chris Wolnik, Manager of Environmental Sustainability, ext. 8633
Tracy Wright, Sustainability Coordinator, ext. 8426

Respectfully submitted,

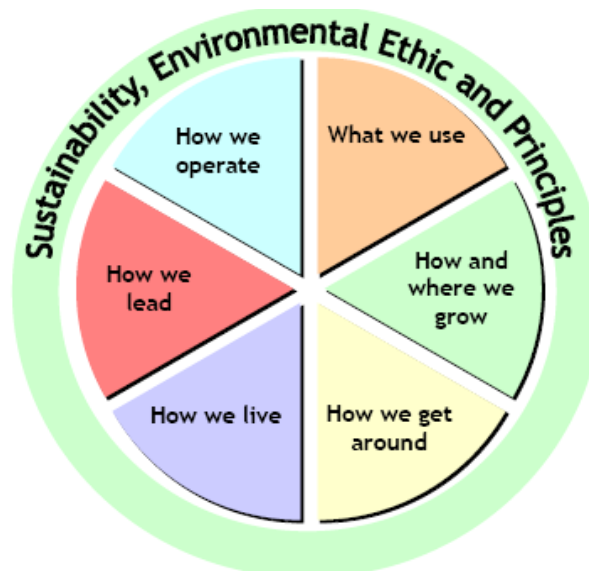
Joseph Pittari, MSc
Commissioner, Strategic & Corporate Services

Chris Wolnik, MA
Manager, Environmental Sustainability

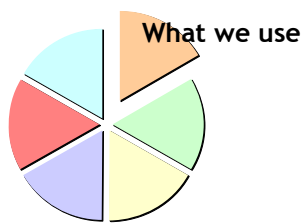
Attachment No. 1



**COMMUNITY SUSTAINABILITY AND ENVIRONMENTAL MASTER PLAN
IMPLEMENTATION UPDATE**



**Priorities and Key Initiatives Committee
June 2014**



Goal 1: To significantly reduce our use of natural resources and the amount of waste we generate

The City of Vaughan, as a leader in sustainability, is committed to making prudent choices about its consumption of goods and resources. The action plans related to “what we use” in Vaughan focus on sustainable energy use to reduce our greenhouse gas emissions and improve air quality, a more conservative approach to water use in our facilities and a commitment to reducing the amount of garbage generated in our own facilities and a 100% waste diversion target as part of the Greening Vaughan strategy. In addition, the City encourages sustainable procurement and the use of local, renewable energy sources. The action plans associated with this goal were created with a recognition of global climate change, implementation of the Energy Conservation Leadership Act, and the need to monitor and reduce energy consumption.

Objective 1.1: To reduce greenhouse gas emissions and move towards carbon neutrality for the City of Vaughan’s facilities and infrastructure

| Actions | Time Frame | Project Responsibility | | Status April 2014 |
|---|------------|--------------------------------|---|---|
| | | Owner | Resources | |
| 1.1.1. Seek creative funding for energy saving projects in municipal facilities, including: <ul style="list-style-type: none"> Developing an energy savings policy to ensure that the funds recouped from energy savings are reinvested into energy-related initiatives; and Applying to the Municipal Eco Challenge Fund (MECF). | Ongoing | Strategic & Corporate Services | Community Services & Engineering and Public Works | The City of Vaughan continued to access Ontario Power Authority incentives for energy savings projects such as the Energy audit, LED retrofits, mechanical system upgrades. enhanced power management for computing units. Over the past year, the City has applied for over \$ 50 k in incentive payments to implement energy savings projects. |
| 1.1.2. Evaluate the city’s greenhouse gas emissions by completing an energy audit on all City facilities (Partners for Climate Protection Milestone 1) by building upon the ongoing work of other municipalities (i.e., templates). | 2009-2010 | Community Services | Engineering and Public Works | Completed. The energy audit at 28 City of Vaughan facilities was completed Q4. 2013. The results of the audit will be a foundation for the Conservation Demand Management Plan currently under development. The City also received confirmation from the Partners for Climate Protection that milestone 1 was successfully completed in Q2, 2013. |

Objective 1.1: To reduce greenhouse gas emissions and move towards carbon neutrality for the City of Vaughan's facilities and infrastructure, continued

| Actions | Time Frame | Project Responsibility | | Status April 2014 |
|---|---|------------------------|---|--|
| | | Owner | Resources | |
| <p>1.1.3. <i>Prepare an annual energy conservation plan pursuant to the Energy Conservation Leadership Act, 2006, S.O. 2006, C3. Such plan shall be prepared in accordance with the requirements of the Act, including:</i></p> <ul style="list-style-type: none"> <i>An itemized description of significant energy consuming technologies and operations;</i> <i>Annual energy usage of each of the technologies and operations;</i> <i>Current and proposed activities and measures to conserve energy used by the technologies and operations and otherwise reduce the amount of energy used;</i> <i>A summary of the programs and achievements in energy conservation and other reductions since the previous plan; and</i> <i>Any such information as may be prescribed.*</i> | As determined by the regulations (not yet issued by the Province) | Community Services | Engineering and Public Works & Vaughan Fire and Rescue Services | The Conservation Demand Management Plan is currently under development by Building and Facilities Department in partnership with the Environmental Sustainability Office. The five year plan is expected to go to Council for approval in Q 2, 2014 in order to make the Ministry of Energy July 1, 2014 reporting deadline. |
| 1.1.4. In preparation for the provincially-mandated responsibilities associated with 1.1.3, join Partners for Climate Protection (PCP is a network of 166 Canadian municipal governments who have committed to reducing greenhouse gases and acting on climate change) as a way of showing leadership on climate protection issues. | Based on the timing of the implementation of 1.1.3. and 1.1.2. | Community Services | Engineering and Public Works | Completed. City of Vaughan obtained membership following approval of Council in March 2011. |

* Actions in italics represent municipally-mandated responsibilities or initiatives that are already underway (or planned for) at the City

Objective 1.1: To reduce greenhouse gas emissions and move towards carbon neutrality for the City of Vaughan's facilities and infrastructure, continued

| Actions | Time Frame | Project Responsibility Owner | Resources | Status April 2014 |
|--|--|---------------------------------|---|---|
| 1.1.5. Develop an emissions reductions plan (PCP Milestone 2) for City facilities. This reduction plan should examine: <ul style="list-style-type: none"> • Moving towards carbon neutrality; • Potential savings in new buildings and existing infrastructure (retrofits); • Implementing a "lights-out" initiative for municipal buildings; • Energy conserving streetlight pilots; and • Support for local, renewable sources of energy. | Based on the result of the audit performed in 1.1.2. | Community Services | Engineering and Public Works | This action is being addressed in concert with Action 1.1.3. The Conservation Demand Management Plan will address many of the aspects suggested under this particular aspect. |
| 1.1.6. Develop a comprehensive green fleet strategy | 2011-2014 | Community Services | Engineering and Public Works & Vaughan Fire and Rescue Services | Completed. Implementation is progressing through a series of concerted efforts targeting various aspects of the strategy. |

Objective 1.2: To promote reduction of greenhouse gas emissions in the City of Vaughan

| Actions | Time Frame | Project Responsibility | | Status April 2014 |
|---|------------|--------------------------------|--------------------------|---|
| | | Owner | Resources | |
| 1.2.1. Demonstrate support for renewable energy use and generation by businesses and citizens, by: <ul style="list-style-type: none"> Identifying partnership opportunities with business, industry, utilities and agencies in the implementation of new and alternative energy sources or systems (including options for landfill gas); Reviewing City by-laws to minimize, where appropriate, obstacles to the development of alternative energy sources and where regulation is necessary (subject to the proposed <i>Green Energy Act</i>), develop the necessary standards; Advocating, where appropriate, for the use of existing infrastructure to allow citizens and businesses to share excess capacity to the energy grid; and Providing access to education about alternatives and grants (e.g. The Community Power Fund to support community-owned renewable energy projects in Ontario). | Ongoing | Economic Development | | District Energy put on hold pending discussion of alternative energy sources or systems.. The District Energy concept continues to be marketed with landowners and other prospective investors in the VMC |
| | 2009-2010 | Planning | Legal | In Fall of 2013 City provided blanket approval for on-site generation via rooftop solar FIT. |
| | On-going | Strategic & Corporate Services | | The City of Vaughan continued to provide municipal support resolutions to renewable energy proponents under version 3.0 of the Ontario Power Authority's Feed in Tariff Program (FIT). A total of 67 resolutions were provided to proponents wishing to install solar photovoltaic system on Vaughan properties for the latest round of FIT applications in Q4, 2013. This demonstrates the willingness of the City to promote renewable energy within the community. |
| | 2009-2010 | Strategic & Corporate Services | Corporate Communications | Completed. The City of Vaughan continues to provide a means to disseminate information regarding renewable energy. Our Learning from the Leaders page within the Environment area on the Vaughan on-line website highlights several renewable energy profiles of Vaughan |

citizens engaged in this activity. Funding information is provided via the website as well.

Objective 1.2: To promote reduction of greenhouse gas emissions in the City of Vaughan, continued

| Actions | Time Frame | Project Responsibility | | Status April 2014 |
|--|------------|--------------------------------|------------------------------|--|
| | | Owner | Resources | |
| <p>1.2.2. Through partnership, consider the opportunities for developing community energy strategies for new development areas for the purpose of reducing energy use on a community or neighbourhood basis, by applying such measures as:</p> <ul style="list-style-type: none"> • Energy conservation measures applied to community and building design, implemented through the planning process; • District energy systems; • Co-generation and distributed power generation; and • Photovoltaic, geothermal and wind systems. <p>The City evaluates all major development areas for their potential for district energy systems and other appropriate alternative energy forms. As a pilot program, initiate a feasibility study to examine the opportunities for developing a district energy system in the Vaughan Corporate Centre, concurrent with the review of the Vaughan Corporate Centre Secondary Plan.</p> | 2009-2010 | Strategic & Corporate Services | Engineering and Public Works | The City of Vaughan Community Climate Change Action Plan completed in Q4, 2013 provided the community with practical ways to reduce greenhouse gas emissions from community sources. In Q1, 2014 the City of Vaughan received funding from the Ministry of Energy to complete a Municipal Energy Plan. The MEP will allow the City to integrate energy plans into the secondary plan process and develop longer term energy plans. |

| | | | | |
|--------|--|-----------|--------------------------------|--|
| 1.2.3. | Identify and work with partners to evaluate the community's greenhouse gas emissions (PCP Milestone 1) | 2011-2014 | Strategic & Corporate Services | Completed. The greenhouse gas corporate and community inventories were presented and approved by Council in May 2013. The Federation of Canadian Municipalities confirmed that the City of Vaughan had achieved PCP Milestone 1. |
| 1.2.4. | Develop an emissions reductions plan (PCP Milestone 2) for, and in partnership with, the community. | 2011-2014 | Strategic & Corporate Services | The City of Vaughan Community Climate change Action Plan completed in Q4, 2013 with the support of 30 + community stakeholders was adopted by Council in Apr 2014. |

Objective 1.2: To promote reduction of greenhouse gas emissions in the City of Vaughan, continued

| | Actions | Time Frame | Project Responsibility | | Status April 2014 |
|--------|---|------------|--------------------------------|-----------|---|
| | | | Owner | Resources | |
| 1.2.5. | <p>Complete PCP Milestones 3, 4 and 5 of the Partners for Climate Protection Framework in partnership with the community, including:</p> <ul style="list-style-type: none"> Developing a local action plan; Implementing the local action plan or a set of activities; and Monitoring progress and reporting results; evaluate and report annually on changes in energy use. | 2011-2014 | Strategic & Corporate Services | | As per action 1.2.4, the development of the Community Climate Change Action Plan was adopted by Council in April 2014. This satisfies milestone 3 of the Partners for Climate Protection Program. Implementation of the eight actions has been initiated as has further evaluation of the nine opportunities. |

Objective 1.3: To support enhanced standards of stormwater management at the City and work with others to care for Vaughan's watersheds

| Actions | Time Frame | Project Responsibility | | Status |
|--|------------|------------------------------|---|--|
| | | Owner | Resources | April 2014 |
| 1.3.1. <i>Continue pilot programs to examine various technologies and techniques to improve winter road maintenance (e.g. salt reduction).</i> | Ongoing | Engineering and Public Works | | Salt usage for the 2012-2013 winter season was considerably lower than previous seasons, even with a higher number of salting events. This can be attributed to reduced application rates using the alternative de-icer, and changes in operational procedures. Full implementation of alternative de-icer (Thawrox) occurred in winter of 2013-2014. Final salt usage for the past winter season is up, primarily due to the extremely cold conditions lasting the entire season. |
| 1.3.2. <i>Through the development of the City's new Official Plan, and in partnership with the Toronto and Region Conservation Authority, ensure protection of remaining natural features and explore opportunities for habitat restoration in headwater areas, along riparian corridors, and around wetlands.</i> | Ongoing | Planning | Engineering and Public Works & Community Services | Based on interest from public and stakeholder, Staff undertook additional work on Phases 2-4 of the study. Staff are conducting additional public consultation and in June of 2014 will forward a Public Hearing report outlining findings. The final NHN report is targeted for completion prior to Q1 2015. The majority of Volume 1 of the VOP 2010 approved by OMB on Feb 1 2014. |
| 1.3.3. <i>Continue to work with other partners (such as the Toronto and Region Conservation Authority) to implement policies and undertake activities that support high water quality in Vaughan's watersheds.</i> | Ongoing | Engineering and Public Works | Planning | In 2013 Storm Ponds 42, 94 and 119 were cleaned and sediment removed. Storm Pond 40, Tall Grass Trail storm sewer outlet, Avdell and Thomson Creek watercourse are scheduled to be cleaned in 2014. |

| | | | | | |
|--------|---|-----------|------------------------------|-------------------|---|
| 1.3.4. | <i>Review and assess the Engineering Department design criteria and strategy for storm drainage and storm water management facilities to manage the anticipated impacts of climate change, be consistent with emerging legislation, and ensure protection from significant flooding (adapted from Vaughan Vision 2020)*</i> | 2009-2010 | Engineering and Public Works | | Black Creek Renewal Class EA Study has progressed and an integrated overall concept plan has been prepared. City-Wide Storm Drainage / SWM Master Plan has been completed Notice of Completion to be released summer 2014. Feedback to Criteria Review has been provided through completion of City-Wide Master Plan Studies. The Master Plan Study is now complete. |
| 1.3.5. | <i>Complete a local water, wastewater and storm sewer assessment system model for the purpose of optimizing flows (adapted from Vaughan Vision 2020).</i> | 2009-2010 | Engineering and Public Works | | 1,607 residential units of allocation capacity has recently been accepted by York Region (and released to Vaughan) subject to completion of sewer remediation work by Developers. A storm sewer system assessment model has been completed for areas in Thornhill and for the Rainbow Creek sub-watershed. |
| 1.3.6. | Update the sanitary sewer by-law | 2009-2010 | Engineering and Public Works | Legal and Finance | Currently, Public Works staff are re-writing the City's Sewer Use By-law and the goal is to complete a final draft by Q-3, 2014 and circulate for internal departments' review and comments. |
| 1.3.7. | Create a stormwater by-law | 2009-2010 | Engineering and Public Works | Legal and Finance | A Stormwater Infrastructure Funding study will be initiated in Q2, 2014. Phase 1, allowing for the engineering analysis and funding model options analysis to be examined and reviewed with key stakeholders. Phase 2, will focus on development of a recommended funding model or framework, along with public consultation and policy and by-law development. |

* Actions in italics represent municipally-mandated responsibilities or initiatives that are already underway (or planned for) at the City

Objective 1.4: To ensure efficient and appropriate use of potable water in City facilities

| Actions | Time Frame | Project Responsibility Owner | Resources | Status April 2014 |
|--|------------|---------------------------------|------------------------------|---|
| 1.4.1. Evaluate the City's use of potable water by completing an audit on all City facilities (this could be part of energy audit as defined in Action 1.1.2.) | 2009-2010 | Community Services | Engineering and Public Works | The energy audit completed in Q4, 2014 included water usage and recommendations to reduce water usage. . Not included in the audit are water play parks, baseball diamonds and soccer fields where a separate effort may be required to realize savings in those areas. The Conservation Demand Management Plan will be expanded to include water components in future years. |
| 1.4.2. Develop a target for the City's efficient water use and develop an action plan to move towards the lower target, including: <ul style="list-style-type: none"> • Education programs for employees (including lessons learned from York's Water for Tomorrow program); • Evaluating the feasibility of grey water treatment and delivery in municipal buildings; • Making better use of captured water for lawn and garden watering; and • Infrastructure retrofits. | 2010-2011 | Community Services | Engineering and Public Works | The baseline data use has now been established with the completion of the Energy audit in Q4, 2013 The Conservation Demand Management Plan will be expanded to include water components in future years. |
| 1.4.3. Evaluate and report annually on changes in water use at the City. | 2009-2011 | Community Services | Engineering and Public Works | As indicated in 1.4.2, the Conservation Demand Management Plan will provide a framework for reporting on water reduction actions. A web based tracking system is in the process of |

being populated to assist with tracking at the 15 facilities using the most water.

Objective 1.5: To reduce the amount of waste generated in City owned facilities and procure sustainable products for the City's use

| Actions | Time Frame | Project Responsibility | | Status April 2014 |
|---|------------|------------------------------|--------------------------------------|--|
| | | Owner | Resources | |
| 1.5.1. <i>Continue to recycle and reuse construction material using the LEED building criteria where possible. Costs would be built into future construction tenders under the direction of an overall procurement policy.</i> | Ongoing | Community Services | | Green building demolition practices continue to be in place however there were limited opportunities in 2013 to implement these initiatives. |
| 1.5.2. Calculate the amount of waste that the City of Vaughan's facilities generate annually by completing a waste audit. | 2009-2010 | Community Services | Engineering and Public Works | Waste audit is scheduled for completion in Q3, 2014 is targeting 10 facilities covering the various types we operate. . |
| 1.5.3 Develop a waste management strategy for City facilities with a few smaller, but high profile initiatives such as: <ul style="list-style-type: none"> Promoting the six Rs (Refuse, Reduce, Reuse, Renew, Recycle, and Recover) in facilities through an education campaign; Eliminating or reducing PET water bottles, plastic cutlery and Styrofoam in City facilities; and Introducing three stream waste diversion in all municipal buildings and facilities. | Ongoing | Engineering and Public Works | Community Services & Human Resources | Through the Solid Waste Jurisdictional Review, the viability of three stream collection (organics, garbage, recycling) at other City Building and Facilities was assessed. The report is to be presented to Council Q3 of 2014, including recommendations as to where organic collection should be provided. |
| 1.5.4. Evaluate and report annually on the amount of waste generated and track progress in achieving the waste reduction target. | 2011-2014 | Community Services | Engineering and Public Works | Completed. Waste diverted from Landfills at City facilities is being tracked as one of the Green Directions Vaughan indicators. . |

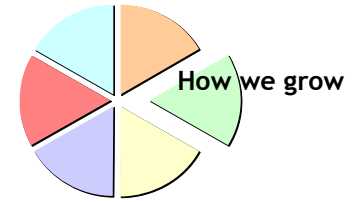
| | | | | |
|---|-----------|------------|-----|---|
| 1.5.5. Develop and implement a policy to purchase more sustainable products; including preferences for cleaning products with low VOCs (volatile organic compounds), recycled paper, reusable office supplies, office equipment, etc. Build on the work of other municipal governments (i.e., reference to Governments Incorporating Procurement Policies to Eliminate Refuse (GIPPER)) to create a "Made in Vaughan" solution. | 2009-2010 | Purchasing | All | The draft Green Procurement Policy has been revised to include ethical elements as per feedback from Committee. It is expected that the revised policy will go to Finance, Administration and Audit Committee in Q3, 2014 |
|---|-----------|------------|-----|---|

Objective 1.6: To continue to reduce the amount of waste generated by Vaughan citizens, businesses and institutions

| Actions | Time Frame | Project Responsibility | | Status April 2014 |
|---|------------|------------------------------|-----------|---|
| | | Owner | Resources | |
| 1.6.1. <i>Continue to work with the Ministry of the Environment to support the enforcement of regulations to encourage waste audits, waste reduction work plans and source separation programs for Industrial, Commercial and Institutional waste generators in Vaughan.</i> | Ongoing | Engineering and Public Works | | Given York Region / area municipalities do not have jurisdiction of IC and I waste generators, similar to 2013 advocacy continues to be part of the Region's draft long-term waste strategy. City staff continues to meet with the Region and fully participate in the development of this Integrated Waste Management Master Plan and related initiatives. |
| 1.6.2. <i>Through advocacy efforts and in partnership with the Region of York, aim for a 100% residential waste diversion target; this will be accomplished in accordance with the Greening Vaughan strategy and an evaluation of the potential for high rise residential waste collection.</i> | 2011-2014 | Engineering and Public Works | | The 2013 curbside diversion rate was 66%, which is slightly lower than in previous years, and is attributed in part to the 'light-weighting' of recycling materials. The waste generation rate however is the same as in 2013 - 1.13 tonnes of waste generated per household per year |

* Actions in italics represent municipally-mandated responsibilities or initiatives that are already underway (or planned for) at the City

Goal 2: To ensure sustainable development and redevelopment



Vaughan is committed to sustainable land use. Vaughan Tomorrow, our consolidated Growth Management Strategy - 2031, has a central focus on creating a cutting-edge Official Plan that will provide for increased land use densities, efficient public transit, considerations for employment lands and open space systems, as well as walkable, human scale neighbourhoods that include services, retail, and an attractive public realm. The completion of the City's New Official Plan is expected in 2010 and it will address all elements of effective, sustainable and successful city-building while managing projected growth over the next 25 years. The plan will guide the creation of the physical form that will reflect a "complete" community. The policies in the Official Plan, and the actions associated with this goal, will be strongly influenced by the Province's Places to Grow program to manage growth and development in Ontario through regional growth plans.

Objective 2.1: To achieve sustainable growth and development by completing and implementing Vaughan Tomorrow, the City's Consolidated Growth Management Strategy-2031, and by ensuring that the strategy is subject to periodic review and renewal

| Actions | Time Frame | Project Responsibility | | Status April 2014 |
|---|------------|------------------------|-----------|--|
| | | Owner | Resources | |
| <p>2.1.1. <i>In accordance with the requirements of the Strategic Plan, Vaughan Vision 2020, complete and implement Vaughan Tomorrow, the City's Consolidated Growth Management Strategy – 2031. Such strategy will fulfill the requirements for an Integrated Community Sustainability Plan. The strategy will be prepared in accordance with the requirements of the Places to Grow plan and will be in conformity with the Region of York Official Plan. The Consolidated Growth Management Strategy will be composed of the following elements:</i></p> <ul style="list-style-type: none"> <i>• Green Directions Vaughan, the City's first Community Sustainability and Environmental Master Plan;</i> <i>• The new Official Plan;</i> <i>• The Transportation Master Plan;</i> <i>• Water and Sewer Master Plan;</i> <i>• The Drainage and Stormwater Master Plan;</i> <i>• Employment Sectors Strategy;</i> <i>• The Fire and Rescue Services Master Plan;</i> <i>• The Parks, Recreation, Facilities and Libraries Master Plan; and</i> <i>• The Long Range Financial Plan.</i> | Ongoing | City Manager's Office | All | The Official Plan Vaughan Tomorrow has been adopted by Council and is awaiting approval from the Region. Other Master Plans such as Green Directions, the VFRS Master Plan, the Active Together Master Plan, Long Range Financial Plan and the Employment Sectors Strategy Study are in various stages of implementation. The Consolidated Growth Management Strategy encompasses all of the above noted projects as well as other appropriate strategic initiatives which are part of the Vaughan Vision 2020 strategic plan. |

Objective 2.1 To achieve sustainable growth and development by completing and implementing Vaughan Tomorrow, the City's Consolidated Growth Management Strategy-2031, and by ensuring that the strategy is subject to periodic review and renewal, continued

| Actions | Time Frame | Project Responsibility | | Status April 2014 |
|---|------------|------------------------|-----------|---|
| | | Owner | Resources | |
| 2.1.2. <i>Review the City's Growth Management Strategy at five-year intervals concurrent with the statutory five-year review of the Official Plan and such review shall be coordinated with the periodic review of the Strategic Plan.*</i> | 2015-2020 | City Manager's Office | All | To commence in 2015 |
| 2.1.3. <i>At the time of initiating the review referred to in 2.1.2, develop a comprehensive framework for reviewing the strategy. This will include the evaluation and updating where necessary, of the plans cited in 2.1.1.</i> | 2015-2020 | City Manager's Office | All | Would provide the basis for the 2015 Growth Management Review. To be initiated. |

Objective 2.2: To develop Vaughan as a City with maximum greenspace and an urban form that supports our expected population growth

| Actions | Time Frame | Project Responsibility | | Status April 2014 |
|---|------------|------------------------|-----------|---|
| | | Owner | Resources | |
| 2.2.1. <i>Through the policies in the new Official Plan, create a Vaughan in 2031 that has more intensification with increased height and density and mixed use in thoughtfully developed nodes and along transit corridors .</i> | Ongoing | Planning | | New policies and guidelines have been brought forward and endorsed by Council to facilitate intensification in urban areas including the VMC, Yonge Steeles Corridor Secondary Plan and intensification areas in VMC. |

* Actions in italics represent municipally-mandated responsibilities or initiatives that are already underway (or planned for) at the City

| | | | | |
|--------|---|-----------|--------------------|---|
| | | | | Examples include new by-law standards for parking in the VMC, Section 37 guidance standards, Streetscape Financial Master Plan, VMC Streetscape Open Space Master Plan |
| 2.2.2. | Undertake an Urban Forest Strategic Plan that will identify targets for the urban forest in the City and provide strategies for achieving it including planning, maintenance, species and planting recommendations. | 2009-2011 | Community Services | Completed. |
| 2.2.3. | Continue to develop a Parkland/Open Space Acquisition Strategy | 2011-2014 | Community Services | Legal & Planning |
| | | | | <p>Funding to retain a consultant to undertake a comprehensive Land Acquisition Strategy was transferred from Parks Development to Legal and Real Estate Services as part of the 2014 Budget process. Advancement of this project is anticipated to take place in 2014/2015.</p> <p>Parkland acquisition strategies for areas of urban intensification, including the VMC, are being considered as development plans progress. Strategies are based on the recommendations and provision standards identified in the 2013 Active Together Master Plan</p> |

Objective 2.2: To develop Vaughan as a City with maximum greenspace and an urban form that supports our expected population growth, continued

| Actions | Time Frame | Project Responsibility | | Status April 2014 |
|--|------------|------------------------|------------------------------|---|
| | | Owner | Resources | |
| 2.2.4. Develop a comprehensive Natural Heritage Strategy that examines the City's natural capital and diversity and how best to enhance and connect it. As part of this action: <ul style="list-style-type: none"> • Develop an inventory of Vaughan's natural heritage, and identify opportunities for habitat restoration; • <i>Ensure that policies in the City's new Official Plan protect all ecological features and functions as per current provincial and regional policies, and also include consideration for locally significant natural features and functions</i> • <i>Develop policies to create opportunities for near urban agriculture within Vaughan's rural areas, through policies described in the City's new Official Plan</i> | Ongoing | Planning | | <p>Phase 1 inventory was completed and presented to the Committee of the Whole on December 3, 2013.</p> <p>June 17, 2014 – Public Hearing report to CW will include a draft amendment to modify the plan.</p> <p>In Q4 2013 updated the Environmental Management Guidelines (EMG) to inform development applications for Block Plans including Block 55 and others.</p> <p>Conducted training in April 2014 on Natural Heritage Planning.</p> |
| 2.2.5. Implement initiatives to reduce run-off in park facilities, trail systems, and selected City of Vaughan parking facilities; this may include developing permeable paving standards, created wetlands, bio-swales and/or polishing areas. | 2011-2014 | Community Services | Engineering and Public Works | - Strategies for reducing the impacts of storm water run-off and considerations for low-impact design continue to be explored. A key component of the Draft VMC Streetscape and Open Space Plan includes a landscape-based approach to water management that supports sustainability and provides for aesthetic and functional components of streetscapes, parks and open spaces. |

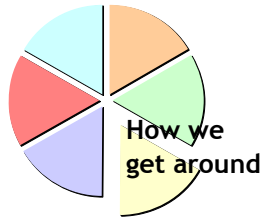
Objective 2.3: To create a City with sustainable built form

| Actions | | Time Frame | Project Responsibility | | Status |
|---------|--|------------|---|-----------|---|
| | | | Owner | Resources | April 2014 |
| 2.3.1. | <i>Develop sustainable development evaluation criteria, supported by provisions in Bill 51 and Places to Grow, that can be applied from neighbourhoods to sites and include these five areas: (1) development form/sustainable sites; (2) resource efficiency; (3) transportation; (4) public realm ; and (5) greenspace and wildlife.</i> | Ongoing | Planning | All | Completed joint FCM, Brampton and Richmond Hill study with Council approval Nov. 26, 2013. An interdepartmental team is working on an implementation involving consultation with the York Chapter of BILD. |
| 2.3.2. | <i>Redefine the maximum amount of impermeable area permitted on a building site. Work with developers to create alternative surfaces with the objective of increasing overall site permeability.</i> | Ongoing | Planning & Engineering and Public Works | | Staff are working with agencies to ensure the 10 mm target is achieved on this site. City staff are hosting a Green Infrastructure Design Charrette coordinated by the Green Infrastructure Ontario Coalition and funded by the Metcalf Foundation. |
| 2.3.3. | <i>Through the policies to be developed in the new Official Plan, ensure that a mix of housing types are provided in Vaughan and that affordability is a consideration in planning.</i> | Completed | Planning | | Report on approach to Secondary Suites went to Committee of the Whole – June 5 2012. May 27, 2013 1st Public Open House on Secondary Suites. December 2 and 4, 2013 2nd Public Open House Meetings. December 3, 2013 Committee of the Whole Working Session. April 2, 2014 3rd Public Open House. |

* Actions in italics represent municipally-mandated responsibilities or initiatives that are already underway (or planned for) at the City

| | | | | | |
|--------|--|---|--------------------|------------------------------|--|
| | | | | | <p>Tentative – Release of Consultant's report to the Public mid-May 2014. Tentative Committee of the Whole Working Session TBD. Tentative Committee of the Whole Public Hearing 1st Quarter 2015</p> <p>Tentative Committee of the Whole report 1st Quarter of 2015</p> |
| 2.3.4. | Conduct a review to ensure that Official Plan policies and zoning by-laws do not unreasonably restrict the application of building technologies and uses that will promote conservation measures and/or the production and distribution of energy. | Ongoing (Zoning by-laws to be initiated after the completion of the Official Plan) | Planning | | VOP 2010 includes OMB approved policies to facilitate sustainable development. |
| 2.3.5. | <i>Based on the lessons learned from the implementation of Energy Star standards for new low density residential homes, continue to apply energy efficient building standard options for new developments in the City, including other building forms (i.e., townhouses, condominiums) and building standards (i.e., EnerGuide, LEED, etc.).</i> | 2011-2014 | Planning | | The testing phase of the Sustainability Performance Metrics project will evaluate amendments to the Site Plan Control By-Law, Site Plan Agreement template, and the Subdivision Agreement template for implementation of the Sustainability Performance Metrics in development applications, and to monitor sustainability improvements. |
| 2.3.6. | Develop and implement a Vaughan green building policy, which will ensure that all new and existing municipal buildings perform to the highest environmental standards that are practical taking into account such considerations as energy efficiency, greenhouse gas emissions, water consumption, waste management, site design, landscaping, etc. | 2009-2011 | Community Services | Engineering and Public Works | Completed. New facilities continue to be specified to LEED standards including the new library for North Thornhill. |

* *Actions in italics represent municipally-mandated responsibilities or initiatives that are already underway (or planned for) at the City*



Goal 3: To ensure that Vaughan is a city that is easy to get around with a low environmental impact

Vaughan is committed to making choices that will reduce automobile dependency, traffic congestion and transportation-related greenhouse gas emissions. Vaughan, as an active partner with the Region of York, surrounding municipalities, the Province and the Federal government, commits to supporting the development of a public transit network that is responsive to our population's needs. As well, Vaughan promotes active transportation options for its employees and citizens such as walking and biking. In addition to reducing greenhouse gas emissions and reducing congestion, active transportation has corollary health benefits and enhances social cohesion. The actions associated with this goal will be influenced by the policies in the City's new Official Plan, the Active Together Master Plan, new provincial accessibility policies, the forthcoming Transportation Master Plan from York Region and the City of Vaughan and the Metrolinx Regional Transportation Plan ("The Big Move").

Objective 3.1: To develop and sustain a network of sidewalks, paths and trails that supports all modes of non-vehicular transportation

| Actions | Time Frame | Project Responsibility | | Status |
|---|------------|---|-----------|---|
| | | Owner | Resources | April 2014 |
| 3.1.1. <i>Develop an implementation plan for the initiatives described in the City's Pedestrian and Bicycle Master Plan through a phased and budgeted implementation program.</i> | Ongoing | Engineering and Public Works & Community Services | Planning | <p>In Spring 2013, DTE staff consulted stakeholders to determine the most appropriate cycle facility for two corridors. There was a positive response to the consultation and Council approved the first dedicated bike lanes on City roads. The City is also exploring options to improve the cycle network in Blocks 11, 12 and 18. Staff consulted stakeholders in Summer 2013 to gather information about the community's cycling needs. In January 2014, Council delayed the implementation of cycle facilities in these areas until additional consultation with residents is carried out and approved by Council.</p> <p>Ontario Traffic Manual Book 18: Cycling Facilities was released by the Ministry of Transportation of Ontario in March 2014, which the City helped develop through staff participation on the technical committee and through a funding contribution.</p> <p>In 2014, staff will begin work on the Terms of Reference for a Pedestrian and Cycle Strategy, which will be an update to the Pedestrian and Bicycle Master Plan. DTE staff will lead the update and will require participation from several City departments.</p> |

| | | | | |
|---|---------|----------|------------------------------|--|
| 3.1.2. <i>Through policies to be described in the new Official Plan, develop a more walkable and transit-friendly community with adequate public spaces and a finer grain network of streets.</i> | Ongoing | Planning | Engineering and Public Works | Feb 3 OMB approval and Secondary Plans (e.g. Vaughan Mills Secondary Plan) approved from 2013 onwards include urban design policies and policies to create more walkable and complete communities. |
|---|---------|----------|------------------------------|--|

Objective 3.2: To develop and sustain a network of roads that supports efficient and accessible public and private transit

| Actions | Time Frame | Project Responsibility | | Status April 2014 |
|---|------------|------------------------------|-----------|--|
| | | Owner | Resources | |
| 3.2.1. <i>Continue to work with York Region Transit to develop appropriate local routes to serve users' needs.*</i> | Ongoing | Engineering and Public Works | | DTE staff continue to liaise with York Region Transit on local service routes, bus pad / shelter installations and pedestrian linkages. Staff continues to ensure the identification and installation of sidewalk links on arterial roads as part of the development / Block Plan review and approval process. Staff also continues to lead the review and coordination of all Toronto-York Spadina Subway Extension and York Region Bus Rapid Transit projects and initiatives with City services. |
| 3.2.2. <i>Continue to support the maintenance, repair and renewal of the existing road network.</i> | Ongoing | Engineering and Public Works | Finance | Public Works continues to implement and oversee pavement preservation strategies (i.e. crack treatment, mill & pave, drainage improvements). Additional staff hired in 2013 and new staff approved for 2014. Staff involved in full time, summer contract inspection has grown from 1 to 3 to meet demand. Engineering Services continues implementation of the Pavement |

* Actions in italics represent municipally-mandated responsibilities or initiatives that are already underway (or planned for) at the City

| | | | |
|---|------------------|-------------------------------------|---|
| <p>3.2.3. <i>Continue on-going comprehensive review and update of engineering standards and design criteria including lighting, sidewalks, road cross-sections, etc. consistent with the intent of other City policies including the new Official Plan.</i></p> | <p>Ongoing</p> | <p>Engineering and Public Works</p> | <p>Management Program that includes preventative maintenance, road rehabilitation and reconstruction. In 2013, \$450k was invested in crack sealing treatment, as well as \$7M in road resurfacing renewing 27km of roadway. Staff continues to explore and implement alternative, environmentally friendly, construction methodologies within projects. In 2013 recycled material (as an alternative to granular material originating from a gravel pit) was specified, and trenchless technologies in watermain installation (that reduced the need to excavate, haul and import material; this also reduces greenhouse gas emissions), and asphalt specifications including Recycled Asphalt Particles (reducing Asphalt Cement and reclaiming excavated asphalt) are all examples that support this initiative.</p> |
| <p>3.2.4. <i>Conduct the City-wide Parking Standards Review (as per Vaughan Vision 2020).</i></p> | <p>2009-2010</p> | <p>Planning</p> | <p>Engineering and Public Works & Legal Completed IBI Study to address parking standards and implementing new standards in applications. Zoning By-law review will address new Standards on a City-wide basis</p> |

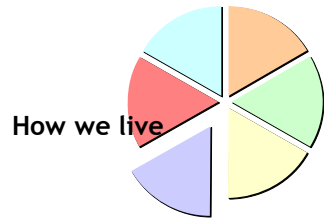
Objective 3.3: Reduce single occupant vehicle (SOV) trips by supporting active transportation, car pooling and public transit

| Actions | Time Frame | Project Responsibility Owner | Resources | Status April 2014 |
|--|------------|---------------------------------|---|--|
| <p>3.3.1. <i>Develop and implement an Employee Trip Reduction/active transportation strategy for City staff. This may include such initiatives as:</i></p> <ul style="list-style-type: none"> Increasing incentives and opportunities for car pooling; Participating in public transit promotions with incentives; and Exploring work arrangements to reduce SOV travel such as flex time and tele-work options for employees. | Ongoing | Strategic & Corporate Services | Engineering and Public Works & Finance & Planning & Human Resources | <p>The Smart Commute North Toronto-Vaughan Employee Trip Reduction program continues to be a cornerstone of our Employee Education strategy. The current program includes an online ride-matching service, emergency ride home program, yearly events and education campaigns.</p> <p>Improvements in the past year have included installing an electric vehicle charging station at City Hall and implementing an electric vehicle charging station policy.</p> |

* Actions in italics represent municipally-mandated responsibilities or initiatives that are already underway (or planned for) at the City

Objective 3.3: Reduce single occupant vehicle (SOV) trips by supporting active transportation, car pooling and public transit, continue

| Actions | Time Frame | Project Responsibility | | Status |
|---|------------|------------------------------|-----------|---|
| | | Owner | Resources | April 2014 |
| <p>3.3.2. Work with partners to develop and implement a trip reduction/active transportation strategy for the community (including businesses and institutions). This may include such transportation demand management initiatives as:</p> <ul style="list-style-type: none"> • Working with transit authorities to ensure bicycle parking and supportive infrastructure (e.g. GO Transit, VIVA YRT); • Promoting public transit with incentives, creative advertising and a focus on youth; • Ensuring mobility options for those unable to use cars (elderly, those with physical limitations, etc.); • Working with the Region of York on accessibility issues related to the Ontarians with Disabilities Act; • Supporting regional initiatives such as high occupancy vehicle (HOV) lane expansions; • A pilot project with Active & Safe Routes to School; and • Establishing City-wide parking standards to promote alternatives to SOV trips. <p>This action may be supported by a series of policies to be developed in the new Official Plan, the upcoming Transportation Master Plan, and the Employee Trip Reduction plan under development at the City.</p> | Ongoing | Engineering and Public Works | All | <p>York Region completed their TDM Strategy in 2013, and the City-wide TDM policies in the Vaughan Official Plan (VOP) have now been approved. Therefore, work can begin on the Vaughan TDM Policy Study.</p> <p>Since 2012, staff worked with various partners to develop a school travel planning pilot called 'Active Routes are the Way to Go!' As part of this pilot DTE and Engineering Services staff contributed to the pilot with funding for hard initiatives, including new road safety signs and pavement markings to encourage motorists to slow down.</p> <p>Staff have also begun work on a Communications Plan for promoting and marketing the TMP. The plan will recommend activities to encourage and highlight the benefits of sustainable transportation.</p> |



Goal 4: To create a vibrant community where citizens, business and visitors thrive

As described in our Strategic Plan, Vaughan Vision 2020, our city will continue to be a community of choice that promotes diversity, innovation and opportunity for all citizens, fostering a vibrant community life that is inclusive, progressive, environmentally responsible and sustainable. This vision for Vaughan was confirmed through the Vaughan Tomorrow Visioning sessions for the new Official Plan and Green Directions. Citizens, staff and Council are clear that they want Vaughan, now and in 2031, to be a complete community where citizens, businesses and visitors thrive. This goal addresses the social, cultural and economic aspects of a sustainable community. Many of the actions suggested in the goal are ongoing and will be brought to fruition through existing City plans such as Vaughan Vision 2020, the Active Together Master Plan, and the new Official Plan.

Objective 4.1: To foster a city with strong social cohesion, an engaging arts scene, and a clear sense of its culture and heritage

| Actions | Time Frame | Project Responsibility | | Status April 2014 |
|--|------------|------------------------|-----------|--|
| | | Owner | Resources | |
| <p>4.1.1. <i>Develop an implementation plan for the initiatives described in the City's Active Together Master Plan through a phased and budgeted program.</i></p> | Ongoing | Community Services | Planning | <p>Year five objectives of the Physical Activity Strategy were completed in 2013. The objectives of the strategy continue to be fulfilled through various programs and events such as:</p> <ul style="list-style-type: none"> • Family Day • March Break Madness • Youth Week (May 1-7) • National Access Awareness Week (May 30-June 6) • Recreation and Parks Month (June) • Vaughan Sports Congress • International Day of Persons with Disabilities • Destination Lane Swim • Walk to School Project • Healthy Schools Project • Staff training |

4.1.2. *Develop a strategy to increase support for and promotion of the arts and culture in the community (from Vaughan Vision 2020).*

Ongoing

June 2010

Community
Services

Arts and culture programming continues to grow with monthly new exhibits, programs and events at City Hall and the Vaughan Arts Space by City staff and in conjunction with community partners.

There are various permits for multicultural groups such as National Congress of Italian Canadians, Chinese New Year, Filipino Heritage Day, Caribbean Day, etc.

4.1.3. *As planned through the Official Plan update, develop maps of archeological sites, cultural landscapes and built heritage resources; build on Vaughan's unique assets by developing policies to preserve and promote these features.*

Ongoing

Planning
&
Community
Services

Feb 3 OMB approval included policies and schedules on cultural heritage matters.

Objective 4.1: To foster a city with strong social cohesion, an engaging arts scene, and a clear sense of its culture and heritage, continued

| Actions | Time Frame | Project Responsibility | | Status April 2014 |
|---|------------|--|-----------|--|
| | | Owner | Resources | |
| 4.1.4. <i>Through creative urban design, as to be described in the new Official Plan, enhance social cohesion by creating more (1) common indoor and outdoor public spaces; (2) public art; (3) parks and open space; and (4) central, accessible hubs for arts, culture, and recreation.</i> | Ongoing | Planning & Community Services | | Feb 3 OMB approval included policies and schedules on cultural heritage matters. Proposal to develop City-Wide Urban Design Guidelines, which can be informed by Phase 1 of the Sustainability Performance Metrics project. |

* Actions in italics represent municipally-mandated responsibilities or initiatives that are already underway (or planned for) at the City

* Actions in italics represent municipally-mandated responsibilities or initiatives that are already underway (or planned for) at the City

Objective 4.1: To foster a city with strong social cohesion, an engaging arts scene, and a clear sense of its culture and heritage, continued

| Actions | Time Frame | Project Owner | Responsibility Resources | Status April 2014 |
|--|------------|--------------------|--------------------------------|--|
| 4.1.5. <i>Provide access to, and information about, the City's services at community centres.</i> | Ongoing | Community Services | Strategic & Corporate Services | <p>Youth "green" pocket guide which outlines all recreation and culture information for youth.</p> <p>To support the growing diversity in the community, technology options to support translation services are currently being reviewed.</p> |
| 4.1.6. <i>Provide more partnership opportunities for existing non-profit and volunteer groups to meet the community's social, cultural and recreational needs.</i> | Ongoing | Community Services | | <p>Continued partnership with VCHC to provide active programs for those needing financial assistance.</p> <p>Program partnerships continue to be established at community centres to bring new program offerings to citizens via third party providers.</p> <p>A number of key Arts and culture celebrations continue to be in collaboration or in partnership with community groups and organizations.</p> <p>New CSO groups formed including Asian Community Games, St. Gabriel Child Care Centre, Reach Toronto, Tourette Syndrome Foundation, CHW Hatikvah Chapter, Russian Canadian Theatre, Vaughan Bicycle Users Group and Vaughan Film Festival.</p> |

Objective 4.1: To foster a city with strong social cohesion, an engaging arts scene, and a clear sense of its culture and heritage, continued

| Actions | Time Frame | Project Responsibility | | Status |
|---|------------|------------------------|-----------|---|
| | | Owner | Resources | April 2014 |
| 4.1.7. <i>Develop a civic engagement strategy to help citizens (including youth and newcomers) become aware of, and participate in, municipal processes and community volunteer opportunities (related to the Diversity Strategy in Vaughan Vision 2020).</i> | Ongoing | Strategic Planning | | The City completed a citizen survey in March 2012 to obtain feedback from residents on strategic priorities and City services. 95% of citizens were satisfied or very satisfied with the delivery of City services. The Vaughan Vision 2020 strategic plan will next implement a comprehensive public engagement process in 2015 upon the start of a new council term. |
| 4.1.8. <i>Provide continued support for the development of a future hospital for Vaughan and continue to work with other levels of government and the Vaughan Health Campus of Care to provide comprehensive and integrated health care to citizens (from Vaughan Vision 2020).</i> | Ongoing | City Manager's Office | | The City is continuing to work with Mackenzie Health to move forward with the planning for the Northwest Quadrant Jane Street/Major Mackenzie Precinct Plan and the Vaughan Mackenzie Health Hospital. The City retained the project management firm Prism Partners Inc. to lead the city's land development team in the development of a Precinct Plan. The team's work in preparing the 82 acre site I supports Mackenzie Health's mandate to plan, build and operate the Mackenzie Vaughan Hospital. The Precinct Plan was approved by Council in 2013. Development Planning, in conjunction with Prism Partners, is moving forward with the implementing zoning by-law and draft plan of subdivision to facilitate the development of the approved Precinct Plan. |

Objective 4.1: To foster a city with strong social cohesion, an engaging arts scene, and a clear sense of its culture and heritage, continued

| Actions | Time Frame | Project Responsibility | | Status April 2014 |
|--|------------|------------------------|-----------|---|
| | | Owner | Resources | |
| 4.1.9. <i>Support outdoor recreation activities that engage citizens and visitors in our natural and green spaces as described in Vaughan's Active Together Master Plan.</i> | Ongoing | Community Services | | Walk to School project: Working with City and Regional staff to implement School Travel Plans at local schools. Celebration of Recreation and Parks Month activities - June 2014. |
| 4.1.10. <i>Develop accessible service standards as part of compliance with the Accessibility for Ontarians with Disabilities Act, 2005.</i> | 2009-2010 | Community Services | All | Completed. The City of Vaughan Accessibility Plan (2012) and Accessibility policy were approved by Council. Multiyear accessibility plan being developed. The second accessibility report to the Ministry was completed and filed in 2013 |

Objective 4.2: Ensure that the City of Vaughan attracts businesses and investment that will result in well-paying jobs for Vaughan citizens, a sustainable tax base and continuing prosperity into the 21st Century

| Actions | Time Frame | Project Responsibility | | Status April 2014 |
|---|------------|--------------------------------------|-----------|---|
| | | Owner | Resources | |
| 4.2.1. <i>Complete the Employment Sectors Strategy Study as part of the Vaughan Tomorrow program and implement its recommendations through the adoption of a new Official Plan.</i> | Ongoing | City Manager's Office (Econ. Dev't.) | Planning | Economic Development Strategy completed in Q3 2010. |

* Actions in italics represent municipally-mandated responsibilities or initiatives that are already underway (or planned for) at the City

| | | | |
|---|-----------|---|---|
| 4.2.2. <i>Revise and update the City's Economic Development Strategy (Vaughan Vision 2020) taking into consideration the results of the Employment Sector Strategy Study.</i> | 2009-2010 | City Manager's Office (Econ. Dev't.) | Economic Development Strategy completed in Q3 2010. |
|---|-----------|---|---|

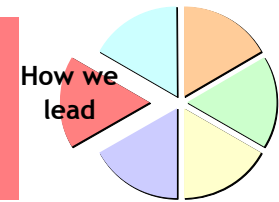
Objective 4.3: To encourage the establishment of green businesses and sustainable business practices

| Actions | Time Frame | Project Responsibility | | Status April 2014 |
|--|------------|---|-----------|---|
| | | Owner | Resources | |
| 4.3.1. <i>Develop a business attraction and retention strategy to encourage environmentally-friendly or progressive businesses to set up in Vaughan (with clear definitions, and through the update to the Economic Development Strategy).</i> | 2009-2010 | City Manager's Office (Econ. Dev't.) | | Continue to follow-up on leads generated through the Oct 2013 Israel Business Mission primarily energy and environmental technologies. A Business plan for a Centre of Excellence focused on green technologies and advanced manufacturing in the building products sector has been developed by TRCA. Supporting the TRCA in applications for government funding to complete the necessary feasibility studies for engineering works. TRCA has secured private sector commitments for 7 out of 8 demonstration sites and is in the process of securing funding for infrastructure work. |
| 4.3.2. Undertake an eco-industrial park feasibility study. | 2009-2010 | City Manager's Office (Econ. Dev't.) | Planning | Economic Development staff sits on an internal working group examining how the City might approach establishing eco-industrial parks or some other form of business-driven partnership. . In 2013, the internal working group, led by Policy Planning, has not met. |

Objective 4.3: To encourage the establishment of green businesses and sustainable business practices

| Actions | Time Frame | Project Responsibility | | Status |
|--|------------|---|-----------|--|
| | | Owner | Resources | April 2014 |
| 4.3.3. Investigate opportunities for farmers' markets at civic facilities to establish support for urban and near urban agriculture. | 2011-2014 | City Manager's Office (Econ. Dev't.) | | Ongoing support to the Woodbridge Farmers Market related to marketing and promotions. 2014 is the last approved year for the use of Woodbridge Memorial Arena parking lot. The Woodbridge Farmers Market will need to make a deputation and request to Council should they wish to continue using the existing location as well as requirements for services in kind from Rec & Culture. |

Goal 5: To be leaders in advocacy and education on sustainability issues



Vaughan is committed to providing leadership by implementing sustainable best practices in its own municipal operations and through its regulatory functions. In addition to internal leadership, Vaughan is committed to sharing its successes with the community and learning from others. Vaughan has an active role to play in advocating for the needs of our community. In addition, community members, of all ages, are encouraged to participate actively in civic affairs and to contribute to the enhancement of our community. Vaughan is committed to facilitating opportunities for citizens to come together to strengthen our City.

Objective 5.1: To share sustainable best practices and ideas between and among municipal staff and the community

| Actions | Time Frame | Project Responsibility | | Status April 2014 |
|---|------------|--------------------------------|-----------|--|
| | | Owner | Resources | |
| 5.1.1. <i>Continue to seek the advice and opinion of our citizens, businesses and partners on significant policies, plans and programs (for example, builder and developer involvement in the drafting of sustainable development criteria.)*</i> | Ongoing | Strategic & Corporate Services | All | Consultation with citizens, businesses and partners continued in an effort to enhance transparency related to sharing sustainable best practices. Projects completed in 2013 such as the Community Climate Change Action Plan and the Community Garden Policy incorporated public surveys, on-line engagement tools, and public forums as they were developed. |

* Actions in italics represent municipally-mandated responsibilities or initiatives that are already underway (or planned for) at the City

| | | | | | |
|--------|--|---------|--------------------------------|--------------------|---|
| 5.1.2. | <i>Work with the Region of York to support residential water reduction activities through the Water for Tomorrow program, encouraging downspout disconnections and the potential sale of rain barrels.</i> | Ongoing | Engineering and Public Works | | Staff continues to work with the Region on a Region-wide Water Conservation Strategy, as well as the Wastewater Inflow and Infiltration Reduction Strategy. The strategy includes a 2014 Leakage Detection Program in partnership with York Region to identify potential leaks in the City's water distribution system, and a downspout disconnect education program. Future initiatives may include such things as rain water harvesting, grey water re-use and conservation based pricing. I&I works performed by the City and Developers include manhole repairs and lining, mainline repairs, lateral repairs, cross connection investigation and rehabilitation, CCTV inspections etc. The City is also partnering with York Region in 2014 to perform inspections on service connections in an attempt to reduce I&I. |
| 5.1.3. | <i>Use the Vaughan Civic Centre and other sustainably constructed facilities as learning centres by providing tours about sustainable construction and energy conservation.</i> | Ongoing | Strategic & Corporate Services | Community Services | Continued to provide tours that educate visitors as to the LEED aspects of the City Hall. The LEEDing by Example YouTube video, which highlights the key environmental features of Vaughan City Hall, continues to attract interest. This outreach activity is linked to Action 5.1.7 which provides for the development of a broader public education strategy addressing businesses and citizens. |
| 5.1.4 | Include a climate change planning strategy for all City master plans. The strategy shall assess vulnerability to climate change and develop plans for mitigating impacts and remedial responses. | Ongoing | Strategic & Corporate Services | All | Planning for a climate change adaptation risk assessment exercise with neighboring York Region municipalities continued in Q4, 2013 through Q1, 2014. In addition, a baseline review of all City Master Plans identifying climate change related activities was completed in Q3, 2013. |

| | | | | | |
|--------|---|-----------|--------------------------------|--------------------------|---|
| 5.1.5. | Develop an environmental education strategy to familiarize staff with the provisions of Green Directions expanding into an on-going education program. | 2009-2010 | Strategic & Corporate Services | All | A cross departmental advisory team continued to meet regularly to provide strategic advice on the implementation of on-going employee environmental/sustainability strategy and core programs/campaigns. Highlights in 2013 included integrating environmental sustainability into the HR orientation process, hosting department specific lunch and learns on climate change, and adding a visual prompt to Caught Green Handed, our employee recognition program. |
| 5.1.6. | Develop an information kit and provide copies of Green Directions for use in Vaughan's schools. | 2009-2010 | Strategic & Corporate Services | Corporate Communications | Regular contact is maintained with Vaughan schools through ongoing outreach programs, such as the <i>20 Minute Makeover</i> . Information on environmental programs at the City of Vaughan, <i>Green Directions Vaughan</i> pamphlets, guest speaking engagements, tours of LEED features of City Hall, and school materials (pens, pencils, anti-idling bookmarks and posters), are provided to schools on a "as requested" basis. |
| 5.1.7. | Develop an environmental education strategy for businesses and citizens . This strategy will highlight the steps that citizens and businesses can take to create a more sustainable Vaughan. This might include examples from the city, other businesses, schools boards or other communities around the world. This strategy could also focus on highlighting the ongoing work at the City on these issues. This might include calculating the ecological footprint of an average Vaughan citizen or business. | 2011-2014 | Strategic & Corporate Services | All | Completed. The Citizen and Business Engagement strategy was approved by Council in November 2011. Implementation continued on all but one. More progress has been achieved with the citizen strategy as all but one the component has been implemented to date. The Environmental Sustainability website content continued to highlight all components. Of the six initiatives under the GDV Business Education Strategy, all were initiated or continued in 2013. |

Objective 5.2: To continue the City's role in advocacy and information sharing on environmental issues

| Actions | Time Frame | Project Responsibility | | Status April 2014 |
|---|------------|--------------------------------|-----------|--|
| | | Owner | Resources | |
| 5.2.1. <i>Continue Vaughan's participation in regional initiatives such as the annual Environment First Symposium for the purpose of fostering ongoing education and discussion of sustainability issues.*</i> | Ongoing | Strategic & Corporate Services | All | The Environmental Sustainability Office continues to participate in regional initiatives such as the Greater Toronto Area Clean Air Partnership. York Region specific initiatives include the Climate Change Adaptation Working group. A stronger relationship has been developed with both school boards which has helped boost school participation in events such as Earth Hour and the 20 Minute Makeover. |
| 5.2.2. Develop an advocacy policy to identify, evaluate and select the environmental issues that the City wishes to take a formal advocacy role, including such matters as level of involvement and resources required. | 2009-2010 | Strategic & Corporate Services | All | A formal strategy has yet to be developed although the Environmental Sustainability Office continues to evaluate advocacy opportunities. In 2013, the Office worked with Building Standards to provide a blanket municipal support resolution for renewable energy project applying to the Ontario Power Authority Feed in Tariff program. |

* Actions in italics represent municipally-mandated responsibilities or initiatives that are already underway (or planned for) at the City

| | | | | |
|---|-----------|--------------------------------|-----|---|
| 5.2.3. Create an inter-government relations strategy ensuring that the City of Vaughan participates in provincial, national and international forums and collaborates with neighbouring municipalities to share best practices (adapted from Vaughan Vision). | 2009-2010 | Strategic & Corporate Services | All | Although a formal strategy has not been developed, we continue to participate in opportunities to share environmental best practices regionally, provincially and nationally. Attending FCM's Sustainable Communities Conference, ICLEI's Livable Cities Forum and being selected to present at the Canadian Institute of Planners Conference are examples of activities completed in 2013 to share best practices on environmental issues. |
| 5.2.4. Develop a policy for the consideration of partnering opportunities that may be initiated by the City, other governments and the private sector or public agencies (e.g. Green GTA Initiative, Eco-schools). | 2009-2010 | Strategic & Corporate Services | All | Although a formal strategy has not been developed, several partnerships were initiated and/or continued in 2013 that resulted in tangible results. These included Earth Hour Vaughan, Seeds for Change, Vaughan CARES, Sustainability Co-lab, and both York Region school boards. |

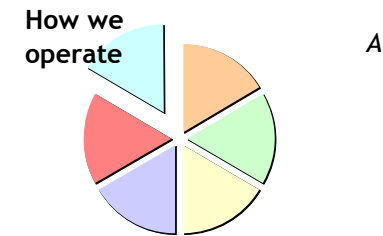
Objective 5.2: To continue the City's role in advocacy and information sharing on environmental issues, continued

| Actions | Time Frame | Project Responsibility | | Status April 2014 |
|--|------------|--------------------------------|-----------|--|
| | | Owner | Resources | |
| 5.2.5. Identify organizations for which the City should obtain membership. Participation in such initiatives should improve the City's profile, offer contact opportunities, provide for the beneficial exchange of information and opportunities for advocacy in areas of strategic importance. | 2009-2010 | Strategic & Corporate Services | All | Completed. The City of Vaughan is involved in membership based programs such as the GTA Clean Air Council, the Federation of Canadian Municipalities Partners for Climate Protection and the Global City Indicators Facility. All of these initiatives have an environmental component and provide profile for the City. |

Objective 5.2: To continue the City's role in advocacy and information sharing on environmental issues, continued

| Actions | Time Frame | Project Responsibility | | Status April 2014 |
|--|------------|--------------------------------|-----------|---|
| | | Owner | Resources | |
| 5.2.6. Explore opportunities to work in partnership to create a public Vaughan Community Sustainability Forum to gather interested stakeholders together to share best practices in environmental and sustainability issues and facilitate the implementation of the outcomes. | 2009-2010 | Strategic & Corporate Services | Clerks | Other means, such as the Partners for a More Sustainable Vaughan and the York Region Environmental Advisory Committee continue to be pursued to gather perspectives of citizens on environmental and sustainability issues. Partnerships with environmental non-profit groups such as Earth Hour Vaughan, Seeds for Change, Vaughan CARES. World Wildlife Fund, Sustainability Co-Lab have generated productive results from a variety of projects. |

Goal 6: To ensure a supportive system for the implementation of the Community Sustainability and Environmental Master Plan



large portion of the success of Green Directions will depend on the internal operations and functions that support its implementation. Therefore, Vaughan commits to a series of administrative, oversight, and monitoring actions to ensure Green Directions is fully integrated into our day-to-day municipal operations.

Objective 6.1: To fully support the implementation of Green Directions at all levels of City operations

| Actions | Time Frame | Project Responsibility | | Status April 2014 |
|---|------------|--------------------------------|--|---|
| | | Owner | Resources | |
| 6.1.1. <i>Ensure, through on-going hiring practices, that the City retains staff with the necessary expertise in environmental/sustainability measures, standards and practices (as per Vaughan Vision 2020)</i> | Ongoing | All | Legal and Admin (Human Resources) | Human Resources will continue to support this initiative through the City's recruitment practices. |
| 6.1.2. <i>Continue to work with York Region and other area municipalities to coordinate policies, where beneficial, and to develop common and coordinated monitoring criteria.</i> | Ongoing | All | | Continued working through forums such as the GTA Clean Air Council, York Region Environmental Advisory Committee, York Region Climate Change Adaptation Working group and the York Region Environmental Initiatives Working Group to help to develop a coordinated approach to addressing key issues of interest to municipalities. |
| 6.1.3. Review and confirm the Mandate, Terms of Reference and Membership of the Environment Committee, in consideration of the approval of Green Directions. Also assess the future role of the Greening Vaughan Advisory Committee - GVAC. | 2009-2010 | Strategic & Corporate Services | Engineering and Public Works (GVAC component) & Clerks | Completed. All matters related to Green Directions are being directed to the Priorities and Key Initiatives Committee. Further evaluation of the Greening Vaughan Advisory Committee has yet to occur. |

| | | | | | |
|--------|--|-----------|--------------------------------|-----|--|
| 6.1.4. | Make required organizational and staffing adjustments to support the Environment Committee and the implementation of Green Directions which will include additional resources. | 2009-2010 | Strategic & Corporate Services | All | Completed. The Manager of Environmental Sustainability has been in place since June 2010 and the Sustainability Coordinator since Oct 2010. The Employee Environmental Education Internal Advisory Team, is a cross functional work team from across the organization that continues to meet quarterly to advise on the implementation of the Green Directions Vaughan Employee Education strategy |
|--------|--|-----------|--------------------------------|-----|--|

Objective 6.1: To fully support the implementation of Green Directions at all levels of City operations, continued

| Actions | | Time Frame | Project Responsibility | | Status April 2014 |
|---------|--|------------|--------------------------------|-----------|---|
| | | | Owner | Resources | |
| 6.1.5. | Prepare annual environmental/ sustainability project plans for endorsement by the Budget Committee. | Annually | Strategic & Corporate Services | All | Each affected department prepares project plans on an annual basis for approval through the budget approval process. |
| 6.1.6. | Prepare an annual report to the Environment Committee on, among other things: <ul style="list-style-type: none"> • The status of existing programs (milestones); • Accomplishments; • New initiatives; and • Further opportunities For the purpose of monitoring the implementation of the plan. | Annually | Strategic & Corporate Services | All | The annual update in 2013 was brought forward to Priorities & Key Initiatives Committee in June 2013 and released to the public in August 2013. The public report highlighted one action item from each of the six areas of the Community Sustainability and Environmental Master Plan as well as provided access to the table with updates to all the action items. Several of the Green Directions Vaughan indicators are to be highlighted in the measurement dashboard being developed by Strategic Planning. |

Indicators: Community Sustainability and Environmental Master Plan

Δ Denotes that data is unavailable.

| Goal Area | Category | Indicator (unit) | 2011 | 2012 | 2013 |
|----------------------------|-------------------------------|---|---|----------------------------------|---|
| Resource Use (What we use) | Energy | - Total residential electric use per capita (kWh/pp) | 2561 kWh/pp | 2454 kWh/pp | 2290 kWh/pp |
| | | - City of Vaughan buildings Energy use (kWh per 1000 ft ²) | 750,368 kWh/1000 ft ² | 672,269 kWh/1000 ft ² | Δ ⁶ |
| | Air Quality | - Particulate matter (PM2.5) (micrograms per m ³) | 6.2 µg / m ³ (2010) | Δ | 6 µg / m ³ (2011) ⁷ |
| | | - Percentage of Low emission vehicles within City Fleet (%) | 2 % | 2 % | 2 % |
| | | - Number of days when the Air Quality Index (AQI) is poor (AQI over 49) | 2 (2010) | Δ | 1 |
| | Climate Change | - Community Greenhouse gas emissions as a whole (eCO ₂ -equivalent carbon dioxide) | 1,330,359 tonnes of eCO ₂ (2006) | Δ | Δ |
| | | - Corporate Greenhouse gas emissions per resident served (eCO ₂ -equivalent carbon dioxide in tonnes/pp) | 0.0559 tonnes eCO ₂ /pp (2008) | Δ | Δ |
| | Storm water Management | - Percentage of area with storm water controls (%) | 92 % (2009) | Δ | 92 % |
| | Solid Waste | - Residential Waste Diverted from Landfill- (%) | 69 % | 68 % | 66 % |
| | | - Waste Diverted from Landfill-City facilities (%) | 11.8 % | 5.8 % | 5.2 % |
| | Water Use | - Daily volume of water used per person (L) | 274 L (2009) | 214 L | 205 L ⁸ |

⁶ Vaughan facility energy use data is currently being compiled but is unavailable at this time.⁷ While hourly averages are available for 2013, yearly average data is only available for 2011.⁸ Indicates regional average for estimated residential water consumption for the Region of York.

| | | | | | |
|--|----------------------------------|--|------------|------------------------|------------------------|
| Growth (How we grow) | Land Use | - Greenspace ⁹ (hectares per 1000 people) | Δ | Δ | 3.52 ha/1000 pp |
| | Urban forest | - Tree Canopy cover as a percentage of urban area (%) | 19.5 % | 19.5 % | 19.5 % |
| | Sustainable Built Form | - Building floor area certified under recognized green building programs (ft ²) | 2,317,250 | 4,019,223 | 4,138,435 |
| Transportation (How we get around) | Walking and Cycling Paths | - Length of walkways and cycling paths (km) | Δ | 1,138.37 ¹⁰ | 1,149.52 |
| | | - Percentage of walkways and paths which are linked (%) | Δ | 77 % | 83 % |
| | Transit | - Passenger trips per person (#/pp) | 18.2 /pp | Δ | 20.09/pp ¹¹ |
| Community (How we live) | Economic Activity | - Level of Construction Activity (\$ value of Building permits) | \$1038.9 M | \$ 778.8 M | \$ 1102.4 M |
| | | - Ratio of Population to jobs | 1.77 | 1.63 ¹² | 1.58 |
| | | - Number of jobs provided by Vaughan businesses (#) | 170,140 | 180,200 ¹³ | 199,470 |
| | Active Community | - Total participant hours for recreation programs (hours) | 11,717,442 | 13,414,830 | 14,354,123 |
| | | - Number of stakeholders involved in different community mechanisms (community meetings, social media, on-line newsletter) | 746,955 | 820,347 | 177,204 ¹⁴ |

⁹ Green space refers to publicly accessible lands, owned by conservation authorities, municipalities, the Governments of Ontario and Canada, and includes parks, ravines, nature reserves and hazard lands.

¹⁰ Please note this number has been modified to reflect the corrected number of km of pathways.

¹¹ Represents the average passenger trips per person based on regional ridership and regional population figures for the Region of York.

¹² Please note this number has been modified to reflect the corrected ratio.

¹³ Please note this number has been modified to reflect the corrected figures.

¹⁴ Please note this indicator appears lower than previous years due to refined data collection with the transition from the old City website to the new platform.

| | | | | | |
|-------------------------------------|---------------------------|--|--------------------|--------------------|---------------------|
| | Creative Community | - Number of cultural initiatives supported, endorsed by the City (#) | 40 | 40 | 50 |
| Leadership (How we lead) | Engagement | - Number of environmentally related public outreach events held by the City of Vaughan and number of attendees at these events (#) | 8 events 13,150 | 9 events 10,662 | 12 events 10,580 |



May 30th, 2014

Dear Mayor Bevilacqua and City of Vaughan Councillors:

The Clean Air Partnership, secretariat for the Greater Toronto and Hamilton Area Clean Air Council, would like to thank and recognize City of Vaughan for your contribution in forwarding the development, implementation, monitoring and reporting of the GTHA Clean Air Council Declaration on Clean Air and Climate Change actions and targets. Declaration actions are determined by member staff representatives who work collaboratively with various departments within your municipality and municipal peers across the Region to advance the implementation of clean air and climate change actions. Please see attached for City of Vaughan's Recognition Certificate highlighting your jurisdiction's contribution to the Clean Air Council actions and targets. Also attached is the Clean Air Council 2014 Progress Report highlighting the collective achievements of the GTHA region.

The Clean Air Council (a network of municipalities and health units from across the Greater Toronto & Hamilton Area) was established in 2001 to work collaboratively on the development and implementation of clean air and climate change mitigation and adaptation actions. The Clean Air Council is based on the premise that municipalities benefit from actions to reduce energy use in order to save money; limit emissions that impact health; make the movement of people and goods more efficient; and make communities more livable, competitive and resilient. Municipalities have shown significant leadership in addressing clean air, climate change and urban sustainability opportunities and are quick to recognize the synergies between environment, health, community livability, resilience and economic prosperity.

We look forward to continuing to work with you and your municipality's staff representatives in the future to support and build on implementation and share lessons learned across the region.

Sincerely,

A handwritten signature in black ink, appearing to read "G. Kalapos".

Gabriella Kalapos
Executive Director, Clean Air Partnership
gkalapos@cleanairpartnership.org
Tel: 416.338.1288

c.c. Chris Wolnik, Manager of Environmental Sustainability, City of Vaughan

Certificate of Recognition



City of Vaughan

has met the following targets of the Clean Air
Council 2012-2014 Inter-Governmental
Declaration on Clean Air and Climate Change:



- ♦ Active Transportation Plan
- ♦ Corporate Green Development Standard
- ♦ Community Green Development Policy
- ♦ Community Energy Inventory
- ♦ Community Greenhouse Gas Reduction Target
- ♦ Green Energy Purchasing
- ♦ Green Energy Production
- ♦ Community Action Plan
- ♦ Community Action Plan Implementation Progress Report
- ♦ i-Tree Urban Forest Study
- ♦ Urban Forestry Plan
- ♦ Urban Forest Infestation Management Plan
- ♦ Community Gardening Policy
- ♦ Green Fleets Plan

Gabriella Kalapos,
Executive Director, Clean Air Partnership
May 30th, 2014