

C. 2  
Communication  
PK1 : May 27/13  
Item: 1

## ***Green Directions Vaughan*** **Implementation Update**

Presentation to Priorities and Key Initiatives  
Committee – May 27, 2013




### **Presentation Outline**

- Background
- Implementation Update
  - Progress
  - Highlights
  - Challenges
- Indicators
- Summary











2



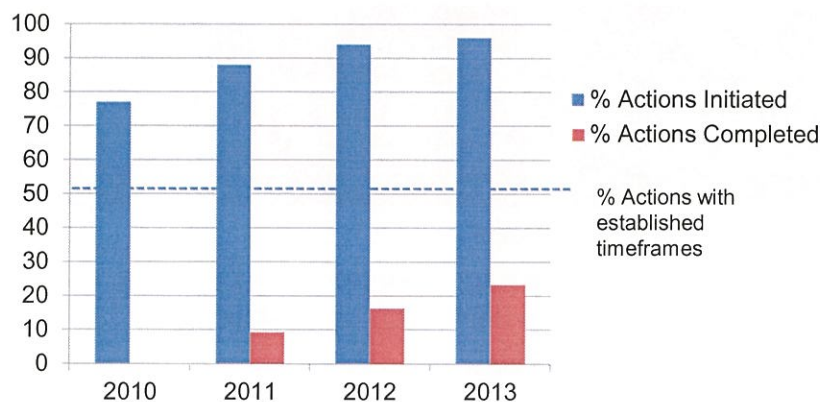


## Background

What We use		<b>Goal 1: To significantly reduce our use of natural resources and the amount of waste we generate</b>
How & Where We Grow		<b>Goal 2: To ensure sustainable development and redevelopment</b>
How We get around		<b>Goal 3: To ensure that Vaughan is a city that is easy to get around with a low environmental impact</b>
How We live		<b>Goal 4: To create a vibrant community where citizens, business and visitors thrive</b>
How We lead		<b>Goal 5: To be leaders in advocacy and education on sustainability issues</b>
How We operate		<b>Goal 6: To ensure a supportive system for the implementation of the Community Sustainability and Environmental Master Plan</b>

## Implementation Update-Progress



## Implementation- Highlights

**Goal 1:** Reduce use of Natural resources

**Objective 1.2:** To promote reduction of greenhouse gas emissions in the City of Vaughan

**Action 1.2.1:** Demonstrate support for renewable energy use and generation by businesses

- Municipal support resolutions required by applicants to the OPA Feed in Tariff program
- Building Standards provided 95 resolutions following a brief review process





## Implementation- Highlights

### Goal 5: Leadership

Objective 5.2: To share sustainable best practices between and among municipal staff and the community

Action 5.1.7: Develop and implement an environmental education strategy.



- Outreach events enhanced
- VOL Env. Sustainability page new features-Learning from Leaders, Making a difference, Indicators, Env. Education and Stewardship



## Implementation Update-Challenges

- Five actions progressing below expectations
- Criteria established
  - Implementation schedule not completed
  - Action reported little advancement from previous year
- Actions flagged
- Established methodology for enhancing implementation success in 2013
- Monitoring throughout 2013 for flagged actions



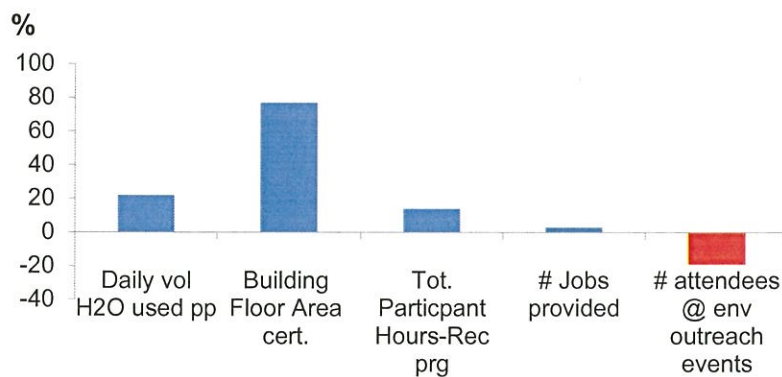
## Indicators

- 2011 baseline
  - 22 of 24 quantitative indicators compiled
  - 5 indicators resulting from earlier data
  - Data availability from outside sources proved challenging
  - Data set complexity hindered collection progress
- Documented data collection methodology to ensure reproducibility



## Indicators – Notable trends -2011-2012

### Select indicators



## Summary

- 96 % of actions initiated
- 6 % of actions progressing slowly-require more attention
- Majority of baseline indicators established
- Notable improvements from 2011-12 in 4 indicators
- More time required to determine impact of GDV on indicators

