


FAIRY TALE MASKS


Here are some fairy tale masks that can be printed and cut out, decorated, and then either put directly on the face with an elastic attached to either side. Or attached to a puppet stick—to be used for **fairy tale theatre play**.

Two eye holes can be cut out of each mask. You can use them to make a little performance, or do a fairy tale puppet show. You can also draw your own mask too. To make the mask stiffer, glue the template onto cardboard or cardstock and then cut them out of the cardstock.




FAIRY TALE MASKS

These masks need some color and patterns! See what you can come up with!




FAIRY TALE MASKS

These masks need some color and patterns! See what you can come up with!




FAIRY TALE MASKS

These masks need some color and patterns! See what you can come up with!




FAIRY TALE MASKS

These masks need some color and patterns! See what you can come up with!



FAIRY TALE MASKS

These masks need some color and patterns! See what you can come up with!




FAIRY TALE MASKS

These masks need some color and patterns! See what you can come up with!



FAIRY TALE MASKS

These masks need some color and patterns! See what you can come up with!



FAIRY TALE MASKS

These masks need some color and patterns! See what you can come up with!

