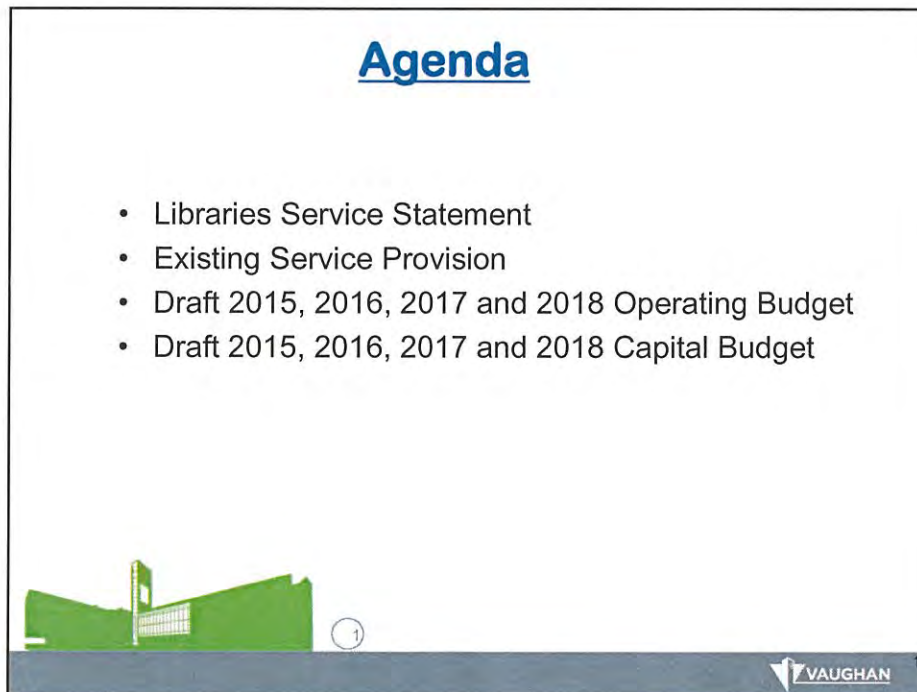
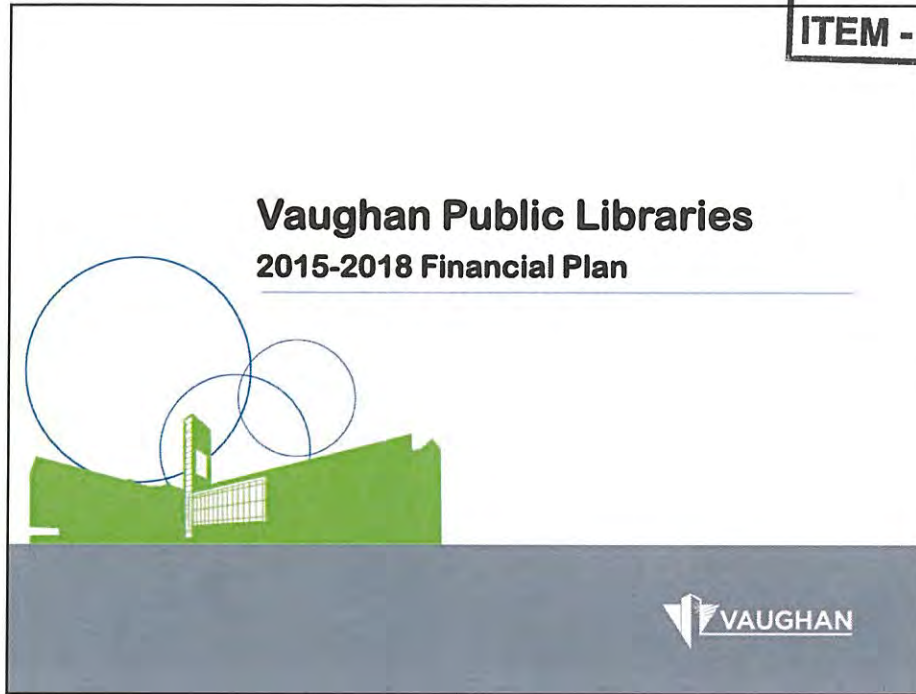


C 3
COMMUNICATION
FAA - JAN 23/15
ITEM - 1



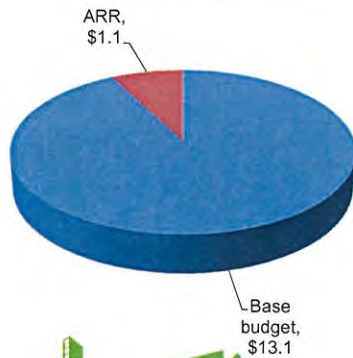
Libraries Service Statement

- Our Vision: Enrich, Inspire and Transform.
- Our Mission: VPL offers welcoming destinations that educate, excite and empower our community.




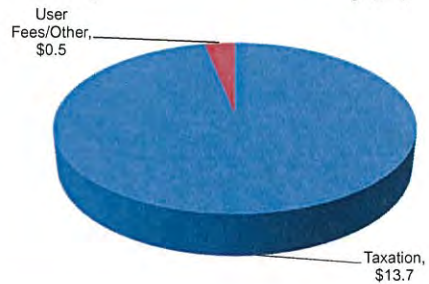
Libraries 2015 Operating Budget

Expenditures (\$M)



6% of the total City's Operating Expenditures

Expenditures are funded by (\$M)



Services Provided

- Below is a summary of the high level services from the 2011 Program Review with the associated costs

Program Classification	Description	Revenue Budget	Expenditure Budget	Net (Revenue) /Expenditure
		\$ M	\$ M	\$ M
Premium Programs	Non-Core programs	(0.1)	0.2	0.1
Standard Desirable Programs	Places&Spaces; Technology	(0.1)	3.3	3.2
Standard Traditional Programs	Research Assistance	-	2.3	2.3
Standard Essential Programs	Collections and Core Programs	(0.3)	7.3	7.0
Total Programs		(0.5)	13.1	12.6

* Excludes B&F reserves & ARR



4

Figures are based on the January 12 2015 Item to Finance, Administration and Audit Committee



Libraries Summary




	2015		2016		2017		2018	
	\$M	%	\$M	%	\$M	%	\$M	%
Status Quo Pressures	0.3	0.19	0.1	0.08	0.1	0.04	0.1	0.05
Growth Pressures	1.2	0.71	2.3	1.28	0.7	0.37	0.1	0.07
New Initiative Pressures	0.0	0.00	0.1	0.04	-0.1	-0.03	0.0	0.00
Incremental Levy Requirement	1.5	0.90	2.5	1.40	0.7	0.38	0.2	0.12
Total Incremental for the City	11.7	7.14	13.4	7.58	9.6	4.93	11.1	5.35



5

Figures are based on the January 12 2015 Item to Finance, Administration and Audit Committee



Status Quo Pressures




	2015		2016		2017		2018	
	\$ M	%	\$ M	%	\$ M	%	\$ M	%
Salary progressions and economic adjustments	0.3	0.17	0.1	0.07	0.1	0.04	0.1	0.04
Negotiated contract price increases, utilities, other	0.0	0.01	0.0	0.01	0.0	0.00	0.0	0.01
Total Status Quo Pressures	0.3	0.19	0.1	0.08	0.1	0.04	0.1	0.05



6

Figures are based on the January 12 2015 Item to Finance, Administration and Audit Committee



Library – Fees and Other Non-Tax Revenue

- VPL Revenue limitations
- Non-tax revenue
 - Provincial Library Operating Grant
 - Fines and Fees
 - Non-Core Programs
- Fee review 2010, 2013



7

Figures are based on the January 12 2015 Item to Finance, Administration and Audit Committee




Options to Reduce the Status Quo

- Past successes
- Referral to VPL Board for direction such as
 - Non-core Program revenue
 - Increasing other revenue



8

Figures are based on the January 12 2015 Item to Finance, Administration and Audit Committee



Growth Related Pressures



	2015		2016		2017		2018	
	\$M	%	\$M	%	\$M	%	\$M	%
Implementation of Previous Decisions:								
New infrastructure operating (ARRs)								
Civic Centre Resource Library	1.1	0.70	1.7	0.96	0.1	0.06	0.1	0.07
Vellore Village South Library	0.0	0.00	0.6	0.32	0.0	0.00	0.0	0.00
Block 11/Carrville Library	0.0	0.00	0.0	0.00	0.6	0.31	0.0	0.00
Maintain/Growth:								
Contract and utility volume increases	0.0	0.01	0.0	0.00	0.0	0.00	0.0	0.00
Growth-Related Incremental Costs:	1.2	0.71	2.3	1.28	0.7	0.37	0.1	0.07



9

Figures are based on the January 12 2015 Item to Finance, Administration and Audit Committee



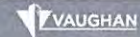
Non-Discretionary Growth

Operating Impacts	2015		2016		2017		2018	
	\$M	%	\$M	%	\$M	%	\$M	%
Capital (ARRs-listed with impact)								
Civic Centre Resource Library	1.1	0.70	1.7	0.96	0.1	0.06	0.1	0.07
Total Non-Discretionary Pressures	1.1	0.70	1.7	0.96	0.1	0.06	0.1	0.07



10

Figures are based on the January 12 2015 Item to Finance, Administration and Audit Committee



Discretionary Growth

Operating Impacts	2015		2016		2017		2018	
	\$M	%	\$M	%	\$M	%	\$M	%
Capital (ARRs-listed with impact)								
Vellore Village South Library	0.0	0.00	0.6	0.32	0.0	0.00	0.0	0.00
Block 11/Carrville Library	0.0	0.00	0.0	0.00	0.6	0.31	0.0	0.00
Total Discretionary Pressures	0.0	0.00	0.6	0.32	0.6	0.31	0.0	0.00



11

Figures are based on the January 12 2015 Item to Finance, Administration and Audit Committee



Options to Reduce Growth Related Pressures

- Review by VPL Board of Facility Development Plan
 - Vellore Village South Library - 2015-16 construction, 2016 operation
 - Block 11/Carrville Library – 2015-16 construction, 2017 operation
 - Future of Maple Library or others



12

Figures are based on the January 12 2015 Item to Finance, Administration and Audit Committee



New Initiatives




	2015		2016		2017		2018	
	\$ M	%	\$ M	%	\$ M	%	\$ M	%
Supporting Transformation								
Maple feasibility study	0.0	0.00	0.1	0.04	-0.1	-0.03	0.0	0.00



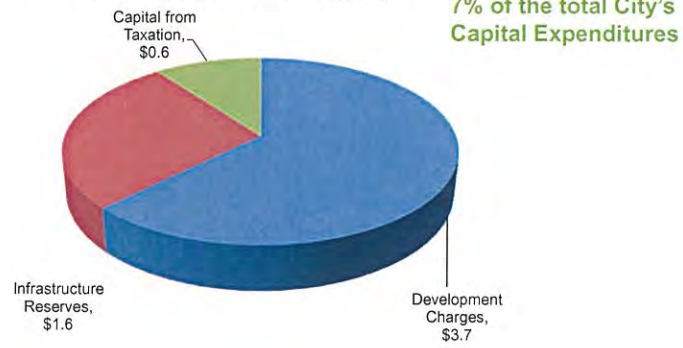
13

Figures are based on the January 12 2015 Item to Finance, Administration and Audit Committee



Libraries 2015 Capital Budget

Capital Project Funding(\$M)



14

Summary of Options

- Council feedback to be supplied to VPL Board
- VPL Board to discuss and provide recommendations or revisions to budget proposals



15