







Waste – 8-9 parking spaces

Vellore Village Community Centre

**Directional Signs:**

-  M = 3
-  M = 2
-  M = 3
-  = Mulch Entry
-  = Exit/Regular Through Traffic
-  = Barricade/Traffic Cone

Diab. Can. 1T 2C

ENV. SUST. 1T 1C

WATER 1T 2C

WASTE 1T 3C

BB/GB TRUCK

OES

Warning sign

MULCH

